



DATASHEET

SLC 60-12

12V 60AH

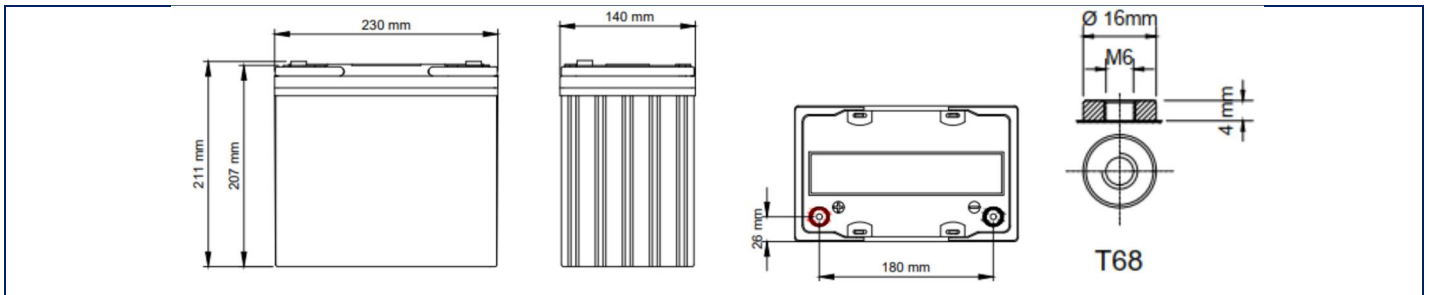
AGM SEALED VRLA BATTERY

EUROBAT 2022 CLASSIFICATION: 10-12 Years – Long Life

Designed in accordance with IEC 60896-21/22

SPECIFICATIONS

Nominal Voltage	Nominal Capacity	Dimension ±3mm				Weight ±2%	Max Discharge Current (5s)	Internal Resistance	Standard Terminal	Container Material
		L	W	H	TH					
12V	60AH	230mm	140mm	207mm	211mm	16,1kg	660A	≈6.9 mΩ	M6	ABS



CONSTANT-VOLTAGE CHARGE

Rated Capacity	
20 hour rate (2.86A)	60.0AH
10 hour rate (5.5A)	55.6AH
5 hour rate (9.35A)	47.2AH
3 hour rate (13.75A)	41.7AH
1 hour rate (33.0A)	35.0AH
Capacity affected by temperature	
40°C (104°F)	103%
25°C (77°C)	100%
0°C (32°F)	86%

Cycle Application
1. Limit initial current less than 13.75A.
2. Charge until battery voltage (under charge) reaches 14.5V to 14.9V at 25°C(77°F).
3. Hold at 14.5V to 14.9V until current drop to under 0.33A for at least 3 hours.
4. Temperature compensation coefficient of charging voltage is -30mV/°C.
Standby Service
1. Hold battery across constant voltage source of 13.6 to 13.8 volts with current limit 13.75A continuously. When held at this voltage, the battery will seek its own current level and maintain itself in a fully charge status.
2. Temperature compensation coefficient of charging voltage is -18mV/°C.

Nominal Operating Temp. Range
25±3°C (77±5°F)

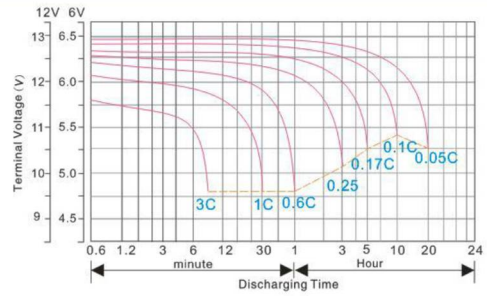
Operating Temperature		
Discharge: -15÷50°C	Charge: 0÷40°C	Storage: -15÷40°C

NOTE : The battery should be charged within 6 months of storage, Otherwise, permanent loss of capacity might occur as a result of sulfation

CHARGE CHARACTERISTICS (25°C/77°F)



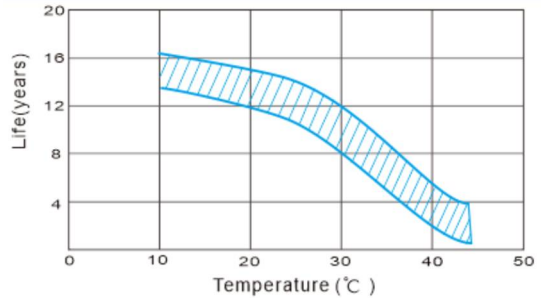
DISCHARGE CHARACTERISTIC (25°C/77°F)



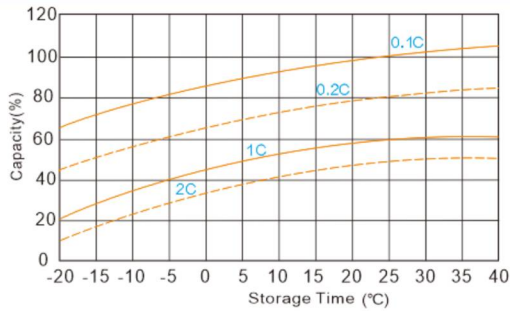
CYCLE LIFE IN RELATION TO DEPTH OF DISCHARGE



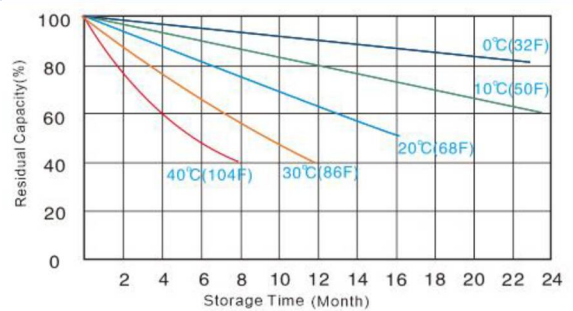
TEMPERATURE VS FLOAT LIFE



CAPACITY CURVE AT DIFFERENT TEMPERATURE



SELF DISCHARGE CHARACTERISTICS



Constant Current Discharge (Amperes) at 25°C (77°F)

End Voltage (V)	10 min	15 min	30 min	45 min	1 h	1,5 h	2 h	3 h	5 h	8 h	10 h	20 h
9.6V	135	107	60	51.5	35.0	27.8	23.5	14.4	10.06	6.89	5.79	3.01
9.9V	129	102	58	50.5	34.4	27.3	22.9	14.2	9.84	6.78	5.73	2.98
10.2V	123	97	55	48.5	33.3	26.7	22.3	13.9	9.62	6.67	5.67	2.95
10.5V	117	92	52	46.5	32.8	26.2	21.8	13.6	9.44	6.50	5.62	2.92
10.8V	111	88	49	45.5	32.2	25.6	21.3	13.3	9.17	6.39	5.56	2.89

Constant Power Discharge (Watts) at 25°C (77°F)

End Voltage (V)	10 min	15 min	30 min	45 min	1 h	1,5 h	2 h	3 h	5 h	8 h	10 h	20 h
9.6V	1508	1249	774	541	450	329	246	184	118	90	69.4	37.3
9.9V	1436	1190	736	523	440	320	240	179	115	88	68.7	37.0
10.2V	1368	1133	701	506	429	313	234	175	113	86	68.0	36.6
10.5V	1303	1080	668	489	418	305	228	170	110	85	67.4	36.2
10.8V	1240	1028	636	473	408	298	223	166	107	83	66.7	35.9



ENERPOWER S.R.L.

UFFICI e DEPOSITO: Via Boccioni, 7 - 20900 MONZA (MB)

Tel. +39 (039)-832152 Fax +39 (039)-2230441 E-mail : info@enerpowersrl.com - <https://www.enerpowersrl.com>