



DATASHEET
SLC 26-12H

12V 26AH

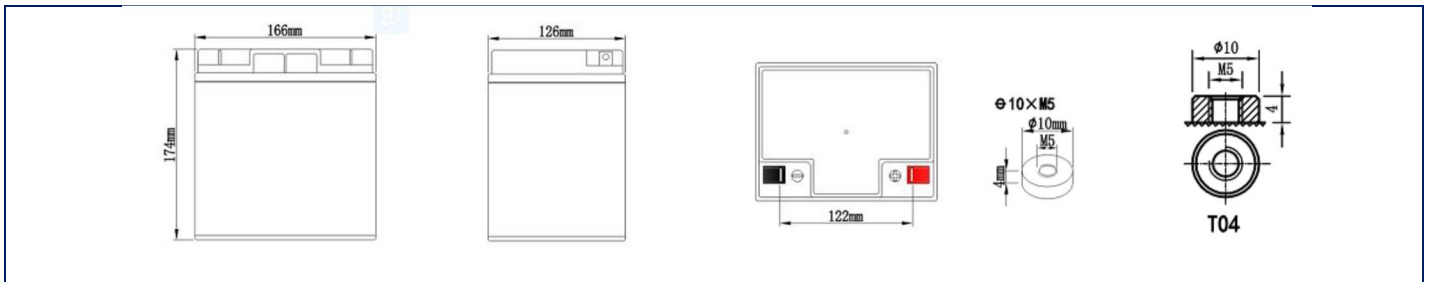
AGM SEALED VRLA BATTERY

EUROBAT 2022 CLASSIFICATION: 10-12 Years – Long Life

Designed in accordance with IEC 60896-21/22

SPECIFICATIONS

Nominal Voltage	Nominal Capacity	Dimension ±2mm				Weight ±2%	Max Discharge Current (5s)	Internal Resistance	Standard Terminal	Container Material
		L	W	H	TH					
12V	26AH	166mm	126mm	174mm	174mm	7.55kg		≈15.4 mΩ	M5	ABS



CONSTANT-VOLTAGE CHARGE

Rated Capacity	
20 hour rate (1.35A)	27.40AH
10 hour rate (2.70A)	25.70AH
5 hour rate (4.59A)	23.20AH
27 min rate (27A)	12.15AH
7 min rate (81A)	9.45AH
Capacity affected by temperature	
40°C (104°F)	103%
25°C (77°C)	100%
0°C (32°F)	86%

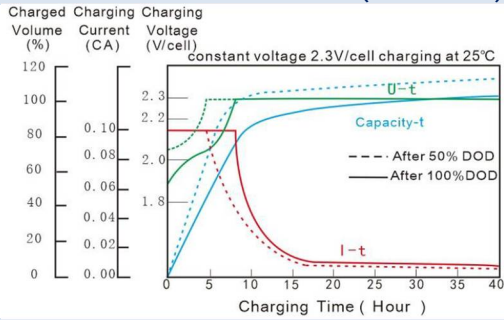
Cycle Application
1. Limit initial current less than 6.75A.
2. Charge until battery voltage (under charge) reaches 14.5V to 14.9V at 25°C(77°F).
3. Hold at 14.5V to 14.9V until current drop to under 0.162A for at least 3 hrs.
4. Temperature compensation coefficient of charging voltage is -30mV/°C.
Standby Service
1. Hold battery across constant voltage source of 13.6 to 13.8 volts with current limit 6.75A continuously. When held at this voltage, the battery will seek its own current level and maintain itself in a fully charge status.
2. Temperature compensation coefficient of charging voltage is -18mV/°C.

Nominal Operating Temp. Range
25±3°C (77±5°F)

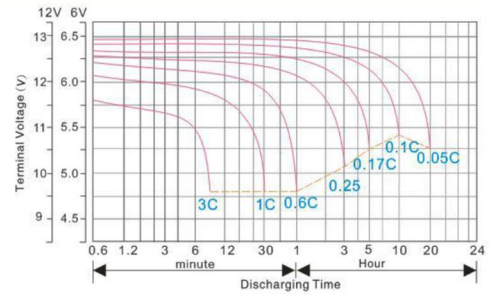
Operating Temperature		
Discharge: -15÷50°C	Charge: 0÷40°C	Storage: -15÷40°C

NOTE : The battery should be charged within 6 months of storage, Otherwise, permanent loss of capacity might occur as a result of sulfation

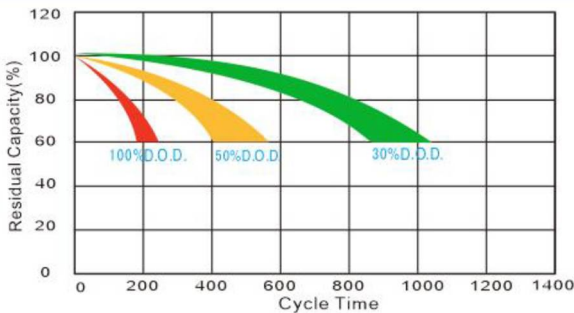
CHARGE CHARACTERISTICS (25°C/77°F)



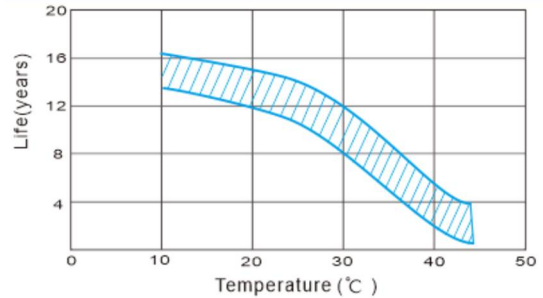
DISCHARGE CHARACTERISTIC (25°C/77°F)



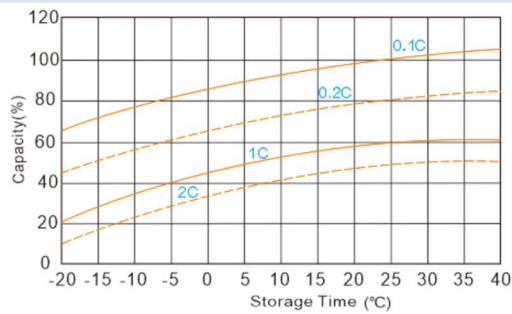
CYCLE LIFE IN RELATION TO DEPTH OF DISCHARGE



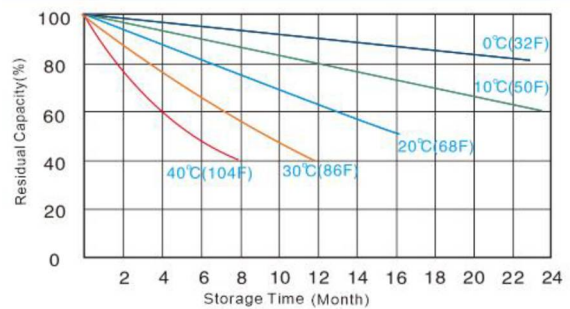
TEMPERATURE VS FLOAT LIFE



CAPACITY CURVE AT DIFFERENT TEMPERATURE



SELF DISCHARGE CHARACTERISTICS



Constant Current Discharge (Amperes) at 25°C (77°F)

End Voltage (V)	10 min	15 min	30 min	45 min	1 h	1,5 h	2 h	3 h	5 h	8 h	10 h	20 h
9.6V	71.9	56.3	28.8	20.3	17.2	13.6	10.13	7.63	4.96	3.24	2.69	1.43
9.9V	68.2	53.6	27.5	19.6	16.7	13.3	9.84	7.43	4.83	3.17	2.65	1.41
10.2V	65.5	51.1	26.2	18.9	16.2	12.9	9.55	7.26	4.72	3.11	2.63	1.40
10.5V	64.5	50.7	25.9	18.7	16.1	12.7	9.26	7.03	4.64	3.09	2.62	1.37
10.8V	63.6	50.1	25.7	18.4	16.0	12.4	8.87	6.79	4.53	3.05	2.57	1.36

Constant Power Discharge (Watts) at 25°C (77°F)

End Voltage (V)	10 min	15 min	30 min	45 min	1 h	1,5 h	2 h	3 h	5 h	8 h	10 h	20 h
9.6V	689	559	315	223	166	127	96.5	68.2	45.2	31.5	25.1	13.5
9.9V	655	531	300	215	162	125	93.8	66.4	43.8	30.9	24.7	13.4
10.2V	625	506	286	208	158	121	91.2	65.5	43.1	30.2	24.5	13.2
10.5V	604	491	280	204	156	120	89.4	63.7	42.5	30.1	24.2	13.0
10.8V	582	475	272	198	153	118	88.5	62.9	41.8	29.7	23.7	12.8



ENERPOWER S.R.L.

UFFICI e DEPOSITO: Via Boccioni, 7 - 20900 MONZA (MB)

Tel. +39 (039)-832152 Fax +39 (039)-2230441 E-mail : info@enerpowersrl.com - <https://www.enerpowersrl.com>