



DATASHEET

SLC 250-12

12V 250AH

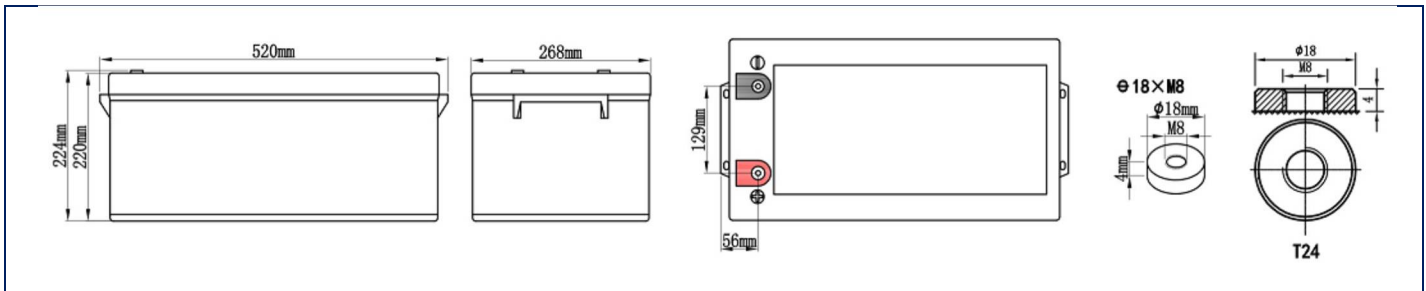
AGM SEALED VRLA BATTERY

EUROBAT 2022 CLASSIFICATION: 10-12 Years – Long Life

Designed in accordance with IEC 60896-21/22

SPECIFICATIONS

Nominal Voltage	Nominal Capacity	Dimension ±3mm				Weight	Max Discharge Current (5s)	Internal Resistance	Standard Terminal	Container Material
		L	W	H	TH					
12V	250AH	520mm	268mm	220mm	224mm	71kg	2.500A	≈2.8 mΩ	M8	ABS



CONSTANT-VOLTAGE CHARGE

Rated Capacity	
20 hour rate (12.5A)	263.0AH
10 hour rate (25.0A)	250.0AH
5 hour rate (42.5A)	214.5AH
3 hour rate (62.5A)	192.0AH
1 hour rate (150.0A)	157.0AH
Capacity affected by temperature	
40°C (104°F)	103%
25°C (77°C)	100%
0°C (32°F)	86%

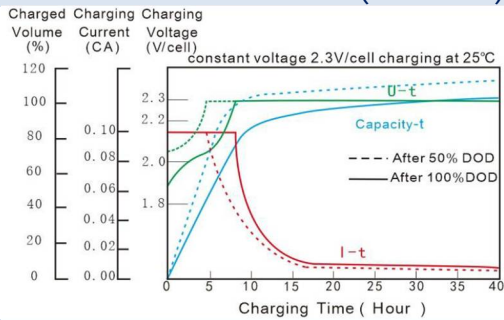
Cycle Application
1. Limit initial current less than 62.5A.
2. Charge until battery voltage (under charge) reaches 14.5V to 14.9V at 25°C(77°F).
3. Hold at 14.5V to 14.9V until current drop to under 1.38A for at least 3 hours.
4. Temperature compensation coefficient of charging voltage is -30mV/°C.
Standby Service
1. Hold battery across constant voltage source of 13.6 to 13.8 volts with current limit 62.5A continuously. When held at this voltage, the battery will seek its own current level and maintain itself in a fully charge status.
2. Temperature compensation coefficient of charging voltage is -18mV/°C.

Nominal Operating Temp. Range
25±3°C (77±5°F)

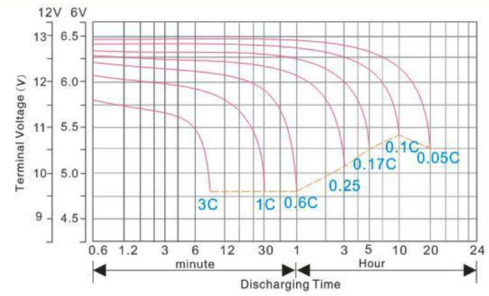
Operating Temperature		
Discharge: -15÷50°C	Charge: 0÷40°C	Storage: -15÷40°C

NOTE : The battery should be charged within 6 months of storage, Otherwise, permanent loss of capacity might occur as a result of sulfation

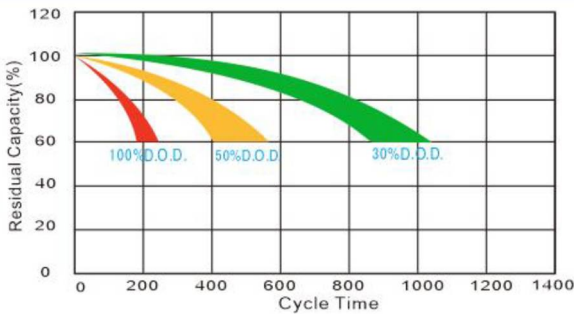
CHARGE CHARACTERISTICS (25°C/77°F)



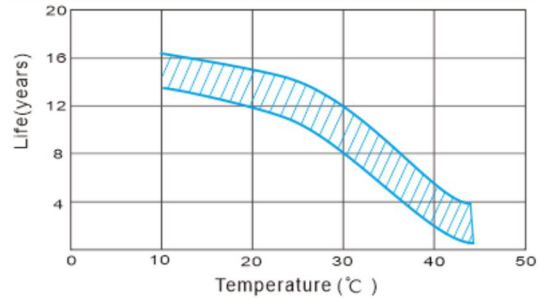
DISCHARGE CHARACTERISTIC (25°C/77°F)



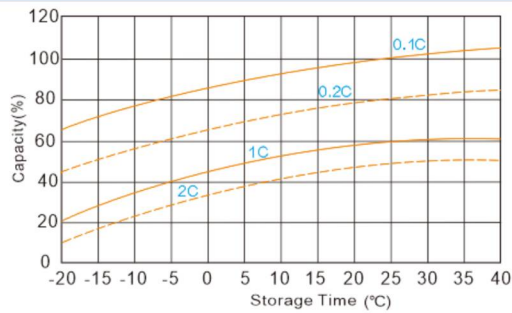
CYCLE LIFE IN RELATION TO DEPTH OF DISCHARGE



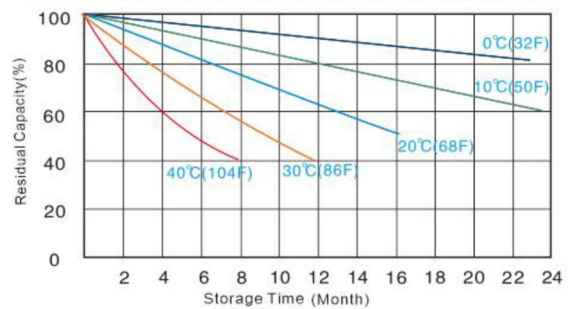
TEMPERATURE VS FLOAT LIFE



CAPACITY CURVE AT DIFFERENT TEMPERATURE



SELF DISCHARGE CHARACTERISTICS



Constant Current Discharge (Amperes) at 25°C (77°F)

End Voltage (V)	10 min	15 min	30 min	45 min	1 h	1,5 h	2 h	3 h	5 h	8 h	10 h	20 h
9.6V	607	480	271	232	157	125	106	67	46.1	31.1	26.3	13.7
9.9V	579	458	258	225	154	122	104	65	44.9	30.6	26.1	13.6
10.2V	551	435	245	217	152	120	101	64	43.9	29.9	25.8	13.5
10.5V	525	414	233	210	146	116	99	62	42.9	29.3	25.6	13.4
10.8V	500	395	222	202	142	114	96	61	41.8	28.8	25.1	13.2

Constant Power Discharge (Watts) at 25°C (77°F)

End Voltage (V)	10 min	15 min	30 min	45 min	1 h	1,5 h	2 h	3 h	5 h	8 h	10 h	20 h
9.6V	6008	5242	3479	2438	2028	1479	1106	824	533	403	312	168
9.9V	5723	4992	3313	2356	1979	1443	1080	806	520	395	309	167
10.2V	5450	4755	3155	2277	1930	1408	1053	786	506	388	306	164
10.5V	5190	4528	3005	2200	1884	1374	1028	767	495	380	303	163
10.8V	4943	4313	2862	2125	1837	1339	1003	747	482	372	300	162



ENERPOWER S.R.L.

UFFICI e DEPOSITO: Via Boccioni, 7 - 20900 MONZA (MB)

Tel. +39 (039)-832152 Fax +39 (039)-2230441 E-mail : info@enerpowersrl.com - <https://www.enerpowersrl.com>