



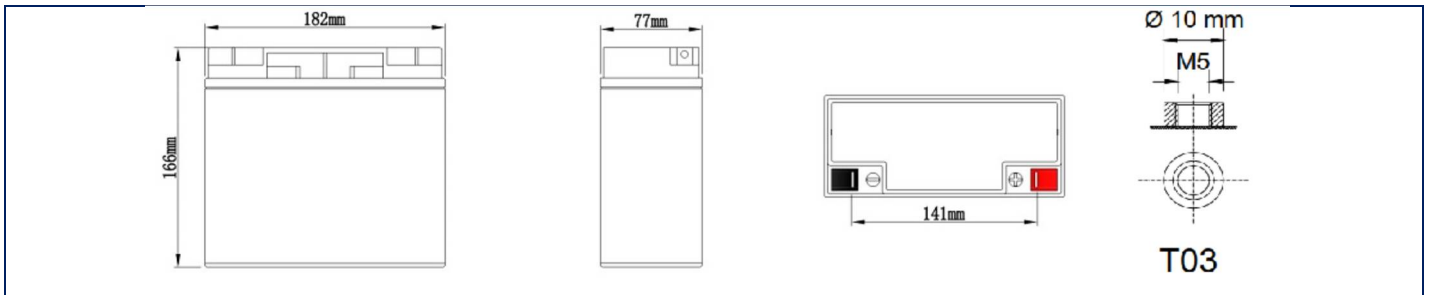
AGM SEALED VRLA BATTERY

EUROBAT 2022 CLASSIFICATION: 5-6 Years

Designed in accordance with IEC 60896-21/22

SPECIFICATIONS

Nominal Voltage	Nominal Capacity	Dimension ±2mm				Weight ±2%	Max Discharge Current (5s)	Internal Resistance	Standard Terminal	Container Material
		L	W	H	TH					
12V	18AH	182mm	77mm	166mm	166mm	5.1kg	270A	≈17 mΩ	M5	ABS



CONSTANT-VOLTAGE CHARGE

Rated Capacity	
20 hour rate (0.9A)	18.2AH
10 hour rate (1.8A)	16.8AH
5 hour rate (3.06A)	15.15AH
27 min rate (18A)	8.1AH
7 min rate (54A)	6.3AH
Capacity affected by temperature	
40°C (104°F)	103%
25°C (77°C)	100%
0°C (32°F)	86%

Cycle Application
1. Limit initial current less than 4.5A.
2. Charge until battery voltage (under charge) reaches 14.5V to 14.9V at 25°C(77°F).
3. Hold at 14.5V to 14.9V until current drop to under 0.108A for at least 3 hrs.
4. Temperature compensation coefficient of charging voltage is -30mV/°C.
Standby Service
1. Hold battery across constant voltage source of 13.6 to 13.8 volts with current limit 4.5A continuously. When held at this voltage, the battery will seek its own current level and maintain itself in a fully charge status.
2. Temperature compensation coefficient of charging voltage is -18mV/°C.

Nominal Operating Temp. Range
25±3°C (77±5°F)

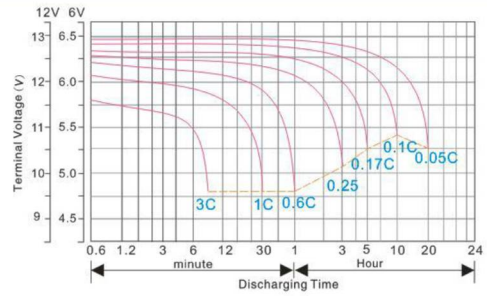
Operating Temperature		
Discharge: -15÷50°C	Charge: 0÷40°C	Storage: -15÷40°C

NOTE : The battery should be charged within 6 months of storage, Otherwise, permanent loss of capacity might occur as a result of sulfation

CHARGE CHARACTERISTICS (25°C/77°F)



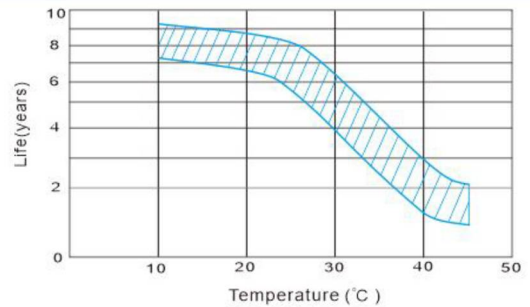
DISCHARGE CHARACTERISTIC (25°C/77°F)



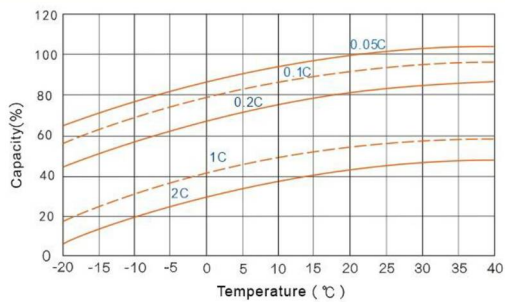
CYCLE LIFE IN RELATION TO DEPTH OF DISCHARGE



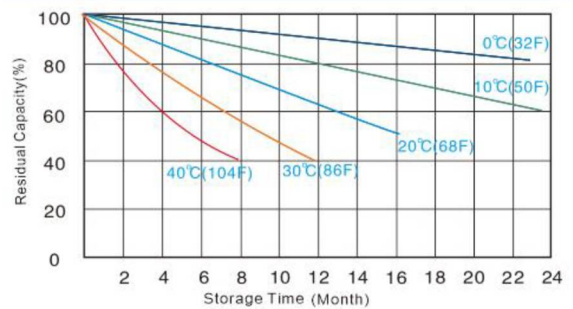
TEMPERATURE VS FLOAT LIFE



CAPACITY CURVE AT DIFFERENT TEMPERATURE



SELF DISCHARGE CHARACTERISTICS



Constant Current Discharge (Amperes) at 25°C (77°F)

End Voltage (V)	10 min	15 min	30 min	45 min	1 h	1,5 h	2 h	3 h	5 h	8 h	10 h	20 h
9.6V	47.8	37.5	19.2	13.4	11.4	9.03	6.72	5.07	3.24	2.15	1.75	0.94
9.9V	45.4	35.7	18.2	13.0	11.1	8.81	6.55	4.94	3.16	2.11	1.74	0.93
10.2V	43.3	34.0	17.4	12.6	10.8	8.60	6.40	4.83	3.08	2.06	1.72	0.92
10.5V	42.9	33.7	17.3	12.5	10.8	8.45	6.15	4.67	3.03	2.04	1.70	0.91
10.8V	42.5	33.2	16.9	12.3	10.7	8.30	5.91	4.51	2.98	2.02	1.68	0.90

Constant Power Discharge (Watts) at 25°C (77°F)

End Voltage (V)	10 min	15 min	30 min	45 min	1 h	1,5 h	2 h	3 h	5 h	8 h	10 h	20 h
9.6V	583	473	267	188	141	108	81.3	58.0	38.2	26.7	21.2	11.4
9.9V	556	450	254	182	138	105	79.3	56.6	37.4	26.2	21.0	11.3
10.2V	529	429	242	177	134	103	77.4	55.3	36.4	25.6	20.8	11.2
10.5V	511	416	237	173	132	101	76.3	54.0	36.0	25.4	20.4	11.0
10.8V	492	402	230	168	130	100	75.3	53.0	35.6	25.2	20.1	10.9



ENERPOWER S.R.L.

UFFICI e DEPOSITO: Via Boccioni, 7 - 20900 MONZA (MB)

Tel. +39 (039)-832152 Fax +39 (039)-2230441 E-mail : info@enerpowersrl.com - <https://www.enerpowersrl.com>