

DATASHEET

SLC 1,2-12

12V 1,2AH



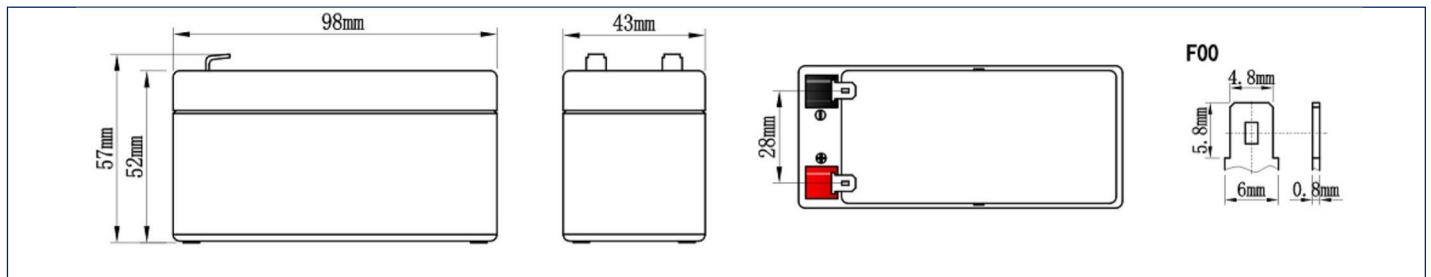
AGM SEALED VRLA BATTERY

EUROBAT 2022 CLASSIFICATION: 5-6 Years

Designed in accordance with IEC 60896-21/22

SPECIFICATIONS

Nominal Voltage	Nominal Capacity	Dimension ±2mm				Weight ±2%	Max Discharge Current (5s)	Internal Resistance	Standard Terminal	Container Material
		L	W	H	TH					
12V	1,2AH	98mm	43mm	52mm	57mm	0.5kg	18.0A	≈160 mΩ	T1	ABS



CONSTANT-VOLTAGE CHARGE

Rated Capacity	
20 hour rate (0.06A)	1.22AH
10 hour rate (0.12A)	1.11AH
5 hour rate (0.204A)	1.02AH
27 min rate (1.2A)	0.54AH
7 min rate (3.6A)	0.42AH
Capacity affected by temperature	
40°C (104°F)	103%
25°C (77°C)	100%
0°C (32°F)	86%

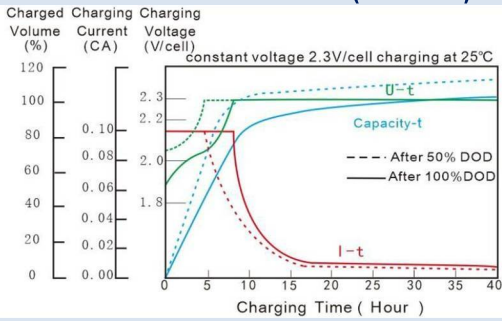
Cycle Application
1. Limit initial current less than 0.3A.
2. Charge until battery voltage (under charge) reaches 14.5V to 14.9V at 25°C(77°F).
3. Hold at 14.5V to 14.9V until current drop to under 0.0072A for at least 3 hrs.
4. Temperature compensation coefficient of charging voltage is -30mV/°C.
Standby Service
1. Hold battery across constant voltage source of 13.6 to 13.8 volts with current limit 0.3A continuously. When held at this voltage, the battery will seek its own current level and maintain itself in a fully charge status.
2. Temperature compensation coefficient of charging voltage is -18mV/°C.

Nominal Operating Temp. Range
25±3°C (77±5°F)

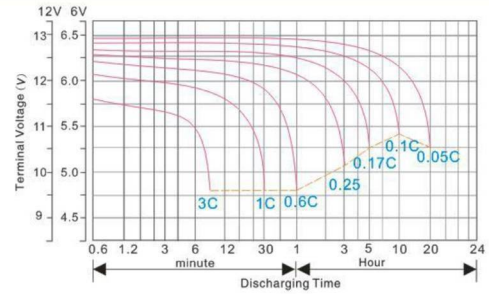
Operating Temperature		
Discharge: -15÷50°C	Charge: 0÷40°C	Storage: -15÷40°C

NOTE : The battery should be charged within 6 months of storage, Otherwise, permanent loss of capacity might occur as a result of sulfation

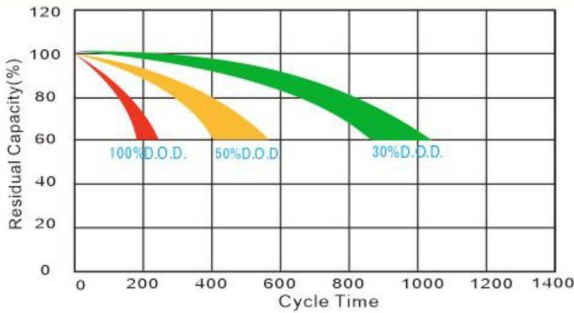
CHARGE CHARACTERISTICS (25°C/77°F)



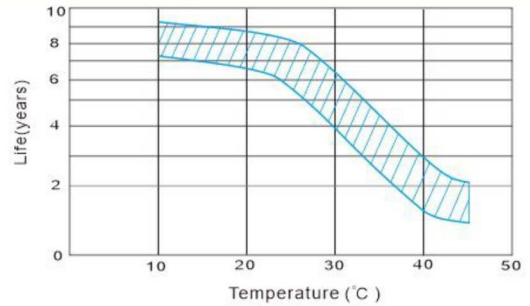
DISCHARGE CHARACTERISTIC (25°C/77°F)



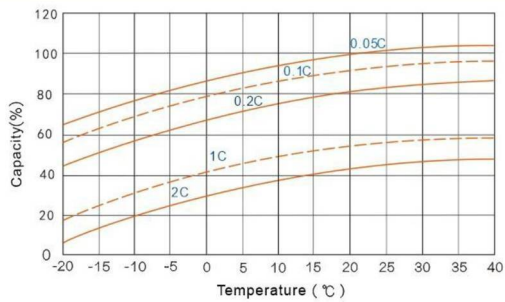
CYCLE LIFE IN RELATION TO DEPTH OF DISCHARGE



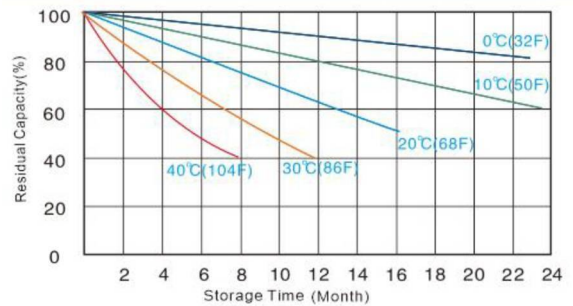
TEMPERATURE VS FLOAT LIFE



CAPACITY CURVE AT DIFFERENT TEMPERATURE



SELF DISCHARGE CHARACTERISTICS



Constant Current Discharge (Amperes) at 25°C (77°F)

End Voltage (V)	10 min	15 min	30 min	45 min	1 h	1,5 h	2 h	3 h	5 h	8 h	10 h	20 h
9.6V	3.19	2.49	1.27	0.901	0.718	0.583	0.447	0.336	0.216	0.147	0.115	0.063
9.9V	3.04	2.38	1.21	0.870	0.701	0.568	0.436	0.328	0.211	0.144	0.114	0.063
10.2V	2.90	2.27	1.16	0.841	0.684	0.554	0.425	0.320	0.206	0.141	0.113	0.062
10.5V	2.87	2.25	1.15	0.832	0.684	0.548	0.412	0.311	0.203	0.140	0.112	0.061
10.8V	2.84	2.22	1.14	0.823	0.675	0.536	0.398	0.302	0.199	0.138	0.111	0.060

Constant Power Discharge (Watts) at 25°C (77°F)

End Voltage (V)	10 min	15 min	30 min	45 min	1 h	1,5 h	2 h	3 h	5 h	8 h	10 h	20 h
9.6V	38.5	31.1	17.6	12.5	9.29	7.14	5.37	3.82	2.52	1.76	1.39	0.752
9.9V	36.7	29.7	16.8	12.0	9.10	6.96	5.24	3.73	2.47	1.73	1.38	0.745
10.2V	35.0	28.3	15.9	11.7	8.86	6.79	5.12	3.64	2.40	1.69	1.37	0.737
10.5V	33.8	27.4	15.7	11.4	8.72	6.69	5.03	3.57	2.38	1.68	1.35	0.727
10.8V	32.5	26.6	15.2	11.1	8.57	6.59	4.96	3.51	2.35	1.67	1.33	0.717



ENERPOWER S.R.L.

UFFICI e DEPOSITO: Via Boccioni, 7 - 20900 MONZA (MB)

Tel. +39 (039)-832152 Fax +39 (039)-2230441 E-mail : info@enerpowersrl.com - <https://www.enerpowersrl.com>