



DATASHEET

DCEV 35-12

12V 35AH

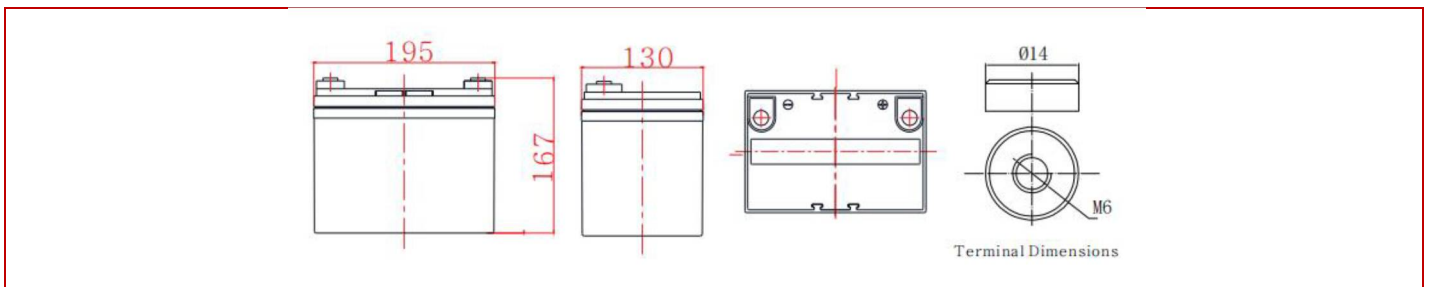
GEL SEALED VRLA BATTERY

EUROBAT 2022 CLASSIFICATION: 12 Years – Long Life

Designed in accordance with IEC 60896-21/22

SPECIFICATIONS

Nominal Voltage	Nominal Capacity	Dimension ±3mm				Weight	Short-Circuit Current	Internal Resistance	Standard Terminal	Container Material
		L	W	H	TH					
12V	35AH	195mm	130mm	163mm	167mm	11.5kg	1.333A	≈9.0 mΩ	M6	ABS UL94-V0



CONSTANT-VOLTAGE CHARGE

Rated Capacity	
10 hour rate (3.5A)	35.0AH
3 hour rate (9.3A)	27.9AH
1 hour rate (22.8A)	22.8AH
Capacity affected by temperature	
40°C (104°F)	103%
25°C (77°C)	100%
0°C (32°F)	86%

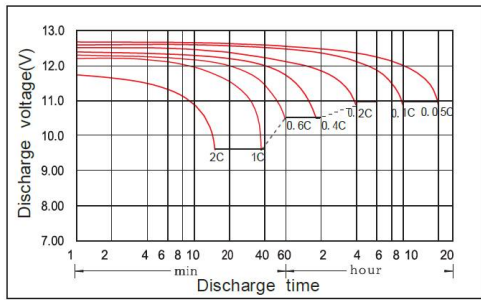
Charge Method (25°C)
Charge current: Max. 8.5A; Recom. 3.4A
Float Charge Voltage: 13.5-13.8V, recom. 13.8V (-18mV/°C)
Equalize charge: 13.8-14.1V, recom. 14.1V (-24mV/°C)
Cycle charge: 14.4-15.0V, recom. 14.7V (-30mV/°C)
Operating Temperature
Discharge: -20÷50°C
Charge: -20÷50°C
Storage: -20÷50°C

Nominal Operating Temp. Range
25±3°C (77±5°F)

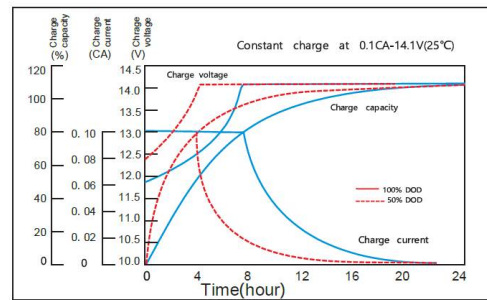
Self Discharge
3% of capacity declined per month at 25°C

NOTE : The battery should be charged within 6 months of storage, Otherwise, permanent loss of capacity might occur as a result of sulfation

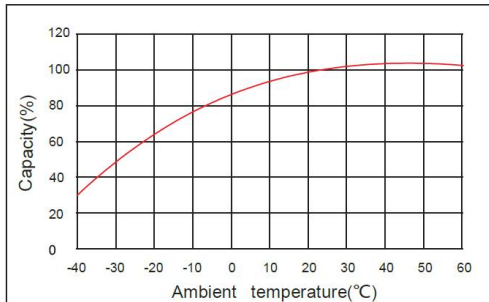
DISCHARGE CHARACTERISTIC



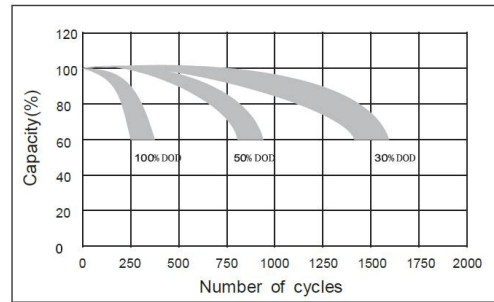
CHARGING CHARACTERISTIC



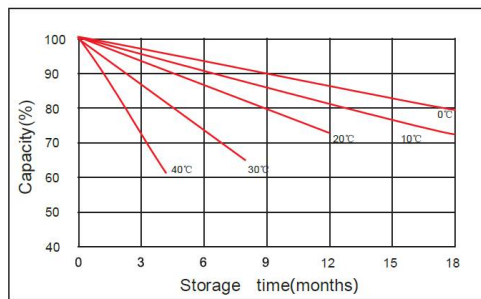
THE EFFECT OF TEMPERATURE ON CAPACITY



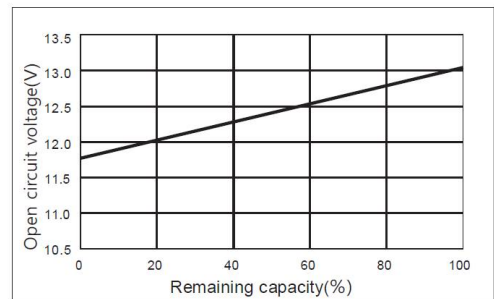
THE EFFECT OF DISCHARGE DEPTH ON CYCLE LIFE



CURVES OF SELF-DISCHARGE



CURVES OF OPEN CIRCUIT VOLTAGE VS. CAPACITY



Constant Current Discharge (Amperes) at 25°C (77°F)

F.V/Time	5min	10min	15min	30min	45min	1h	1.5h	2h	3h	4h	5h	6h	8h	10h	20h
1,60V/cell	119	79.4	64.4	39.1	28.0	22.8	14.4	13.1	9.53	6.90	6.40	5.10	4.21	3.54	1.86
1,65V/cell	117	79.1	62.5	38.6	27.9	22.7	14.3	13.1	9.42	6.84	6.32	5.06	4.16	3.51	1.85
1,70V/cell	112	78.4	61.1	37.8	27.6	22.5	14.1	13.0	9.30	6.76	6.27	5.00	4.13	3.47	1.84
1,75V/cell	103	77.4	59.1	37.5	27.3	22.2	13.9	12.8	9.20	6.69	6.20	4.94	4.10	3.43	1.84
1,80V/cell	91.9	75.7	55.1	35.8	26.7	21.8	13.8	12.5	9.13	6.63	6.02	4.90	4.07	3.40	1.83
1,85V/cell	82.0	70.0	49.2	32.7	24.7	20.1	13.4	11.9	8.60	6.42	5.73	4.75	3.90	3.29	1.80

Constant Power Discharge (Watts) at 25°C (77°F)

F.V/Time	5min	10min	15min	30min	45min	1h	1.5h	2h	3h	4h	5h	6h	8h	10h	20h
1,60V/cell	201	135	114	70.9	51.9	43.2	28.7	24.9	18.2	13.6	12.1	10.0	8.16	6.80	3.67
1,65V/cell	193	134	112	70.1	51.5	42.9	28.4	24.8	18.0	13.5	12.0	9.87	8.10	6.73	3.66
1,70V/cell	192	133	110	70.1	51.2	42.6	28.1	24.6	17.8	13.3	11.9	9.77	8.05	6.66	3.63
1,75V/cell	180	132	109	69.8	50.7	42.3	27.8	24.5	17.7	13.2	11.9	9.67	7.99	6.60	3.61
1,80V/cell	165	131	103	68.2	50.4	42.0	27.5	24.4	17.6	13.1	11.8	9.57	7.93	6.53	3.60
1,85V/cell	148	122	92.4	62.6	46.7	39.0	27.1	23.4	16.8	12.9	11.3	9.43	7.65	6.43	3.57



ENERPOWER S.R.L.

UFFICI e DEPOSITO: Via Boccioni, 7 - 20900 MONZA (MB)

Tel. +39 (039)-832152 Fax +39 (039)-2230441 E-mail : info@enerpowersrl.com - <https://www.enerpowersrl.com>