



Applications

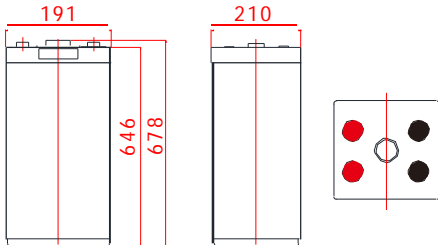
- > Solar / wind energy and other new energy storage
- > Power systems
- > Telecommunications system
- > UPS/EPS
- > Auto control system
- > Other general purpose

General Features

- > Nanosilica colloidal electrolyte and tubular plate design to enhance battery performance
- > Tubular plate design makes long battery life
- > Relatively rich electrolyte, high temperature and low temperature performance is superior
- > Long cycle life, excellent deep cycle discharge ability
- > Excellent charge acceptance ability
- > Precision sealing technology



Dimension: 210(L)×191(W)×646(H)×678(TH) Unit: mm



Terminal Dimensions

Specification

Nominal Voltage	2V		
Nominal Capacity	800Ah		
Design life	20 years		
Terminal	M8		
Approx. Weight	Approx 60kg (132lbs)		
Container Material	ABS		
Rated Capacity	800Ah	10Hour Rate	(80.0A to 1.80V)
	603Ah	3Hour Rate	(201A to 1.80V)
	444Ah	1Hour Rate	(444A to 1.75V)
Internal resistance	Full charged at 25°C: 0.29 mΩ		
Max. Discharge Current	6400A(5S)		
Operating Temperature	Discharge: -40~60°C(-40~ 140°F)		
	Charge: -20~50°C(-4~ 122°F)		
	Storage: -20~50°C(-4~ 122°F)		
Charge Method (25 °C)	Charge current: Max. 160A ; Recom.80A		
	Float Charge voltage(-3mV/°C) :		
	2.23-2.27V, recom.2.25V(Full floating system) 2.23-2.27V, recom.2.27V(Cycle use system)		
Self discharge	Equalize charge:2.30-2.35V, recom.2.35V(-4mV/ °C)		
	Cycle charge:2.40-2.50V, recom.2.40V(-5mV/ °C)		
Self discharge	3% of capacity declined per month at 25°C		

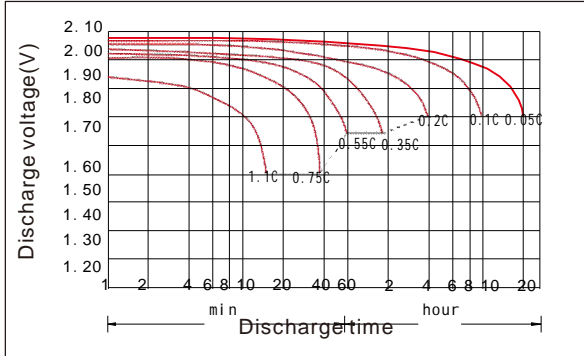
Constant Current Discharge Characteristics Unit: A (25°C, 77°F)

FV/Time	15min	30min	1h	2h	3h	5h	8h	10h	20h
1.60V	874	698	485	299	214	147	103	84.9	45.4
1.65V	833	667	476	293	212	145	102	84.1	45.0
1.70V	792	625	459	286	208	142	100	82.9	44.3
1.75V	747	584	444	278	205	139	98.9	81.6	43.7
1.80V	671	535	416	269	201	136	97.1	80.0	42.7
1.85V	567	477	389	259	194	131	94.2	78.3	41.5

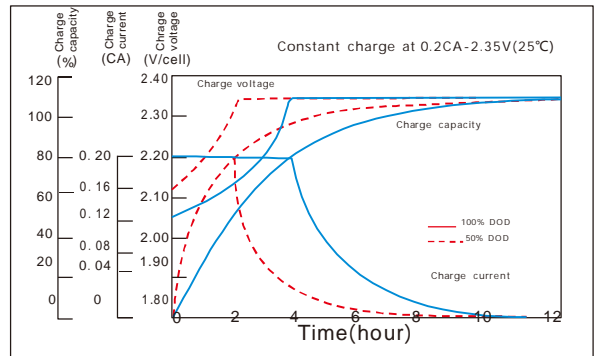
Constant Power Discharge Characteristics Unit: W (25°C, 77°F)

FV/Time	15min	30min	1h	2h	3h	5h	8h	10h	20h
1.60V	1747	1387	941	587	450	302	216	179	96.0
1.65V	1665	1320	892	578	439	297	212	171	93.9
1.70V	1591	1263	867	568	427	291	208	172	91.8
1.75V	1507	1208	836	554	415	284	203	168	89.8
1.80V	1432	1163	840	537	402	275	198	164	87.5
1.85V	1313	1101	769	508	385	262	190	159	85.0

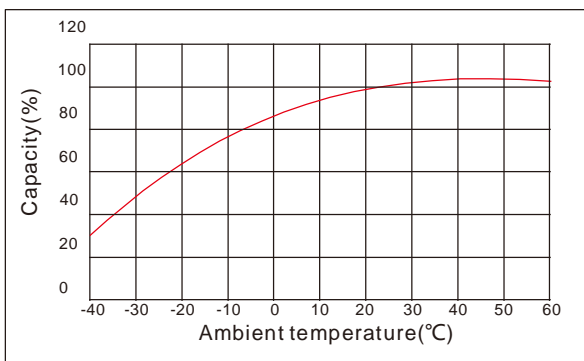
Discharge characteristic



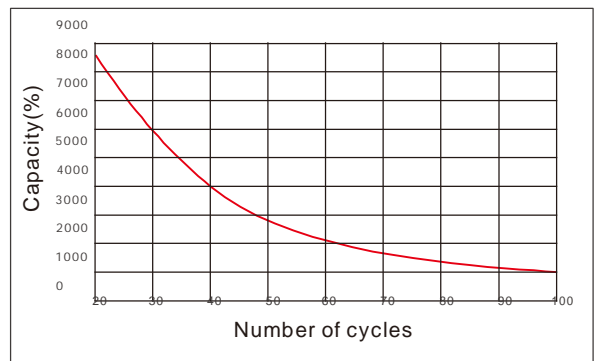
Charging characteristic



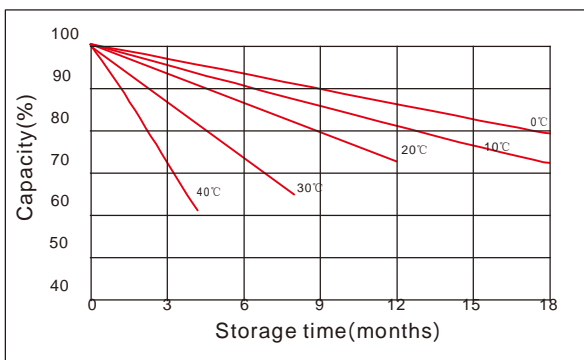
The effect of temperature on capacity



The effect of discharge depth on cycle life



Curves of self-discharge



Curves of open circuit voltage vs. capacity

