

## CL2-800

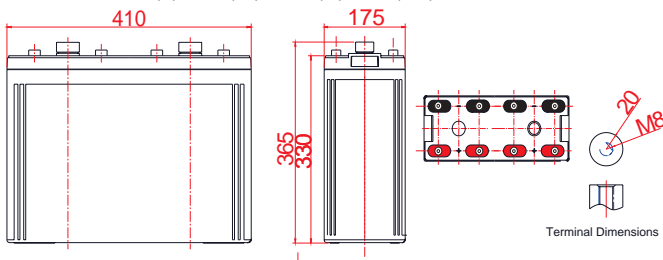


### General Features

- › High corrosion resistant performance: Pb-Ca multi-alloy grid
- › Long life
- › Excellent charge acceptance ability
- › Excellent deep cycle discharge capability
- › Strong high and low temperature performance
- › Precision sealing technology



Dimension: 410(L)×175(W) ×330(H)×366(TH) Unit: mm



### Applications

- › Telecommunications system
- › Power systems
- › UPS/EPS
- › Auto control system
- › Solar/wind generating storage cyclic
- › Other general purpose

### Specification

Nominal Voltage	2V	
Nominal Capacity	800Ah	
Design life	15 years	
Terminal	M8	
Approx. Weight	Approx 53.0kg (117lbs)	
Container Material	ABS	
Rated Capacity	800Ah	10Hour Rate (80.0A to 1.80V)
	615Ah	3Hour Rate (205A to 1.80V)
	461Ah	1Hour Rate (461A to 1.75V)
Internal resistance	Full charged at 25°C: 0.24 m	
Max. Discharge Current	8000A(5S)	
Operating Temperature	Discharge:	-20 ~50 (-4~ 122°F)
	Charge :	-20 ~50 (-4~ 122°F)
	Storage:	-20 ~50 (-4~ 122°F)
Charge current:	Max. 160A Recom.80.0A	
Charge Method (25 °C)	Float Charge:2.23-2.27V, recom.2.25V(-3mV/ °C)	
	Equalize charge:2.30-2.35V, recom.2.35V(-4mV/ °C)	
	Cycle charge:2.40-2.50V, recom.2.40V(-5mV/ °C)	
Self discharge	3% of capacity declined per month at 25°C	

### Constant Current Discharge Characteristics Unit: A (25 , 77 )

FV/Time	15min	30min	1h	2h	3h	5h	8h	10h	20h
1.60V	1150	852	533	314	231	155	105	86.6	46.4
1.65V	1072	799	506	307	225	151	104	85.9	45.9
1.70V	1005	750	483	296	218	150	102	84.6	45.3
1.75V	952	697	461	285	212	146	101	83.3	44.6
1.80V	897	653	431	270	205	142	99.0	80.0	42.8
1.85V	796	582	393	251	195	138	96.2	79.2	42.4

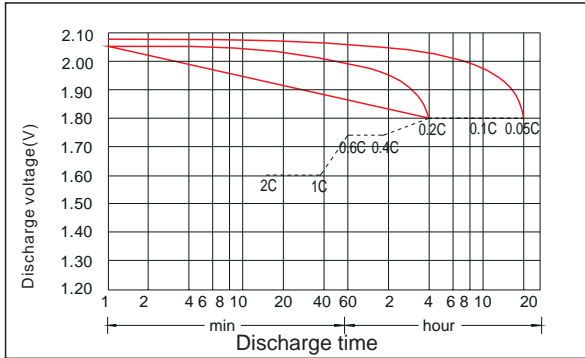
### Constant Power Discharge Characteristics Unit: W/cell (25 , 77 )

FV/Time	15min	30min	1h	2h	3h	5h	8h	10h	20h
1.60V	1955	1557	1099	660	484	328	222	183	98.0
1.65V	1876	1496	1015	639	467	318	219	179	95.8
1.70V	1810	1436	967	615	449	312	214	174	93.0
1.75V	1742	1387	929	593	432	304	206	171	91.6
1.80V	1660	1338	875	565	417	295	201	169	90.2
1.85V	1512	1190	809	517	395	282	194	162	86.7

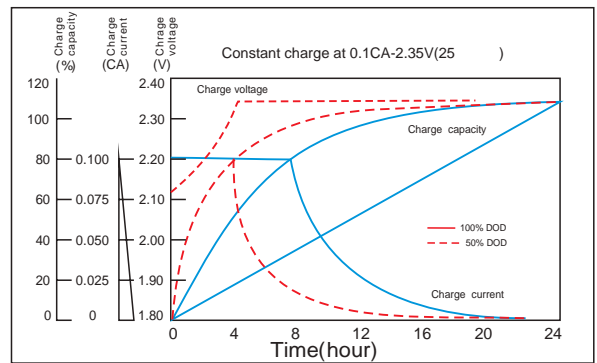
# CL series lead-acid battery

## CL2-800

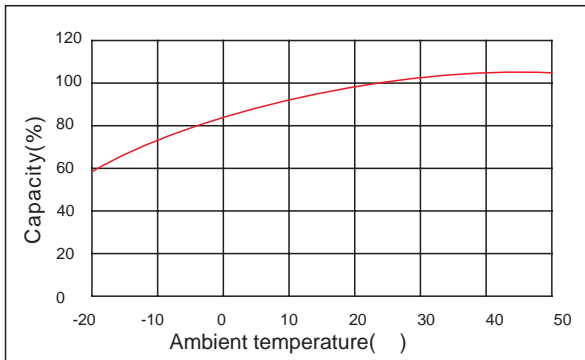
Discharge characteristic



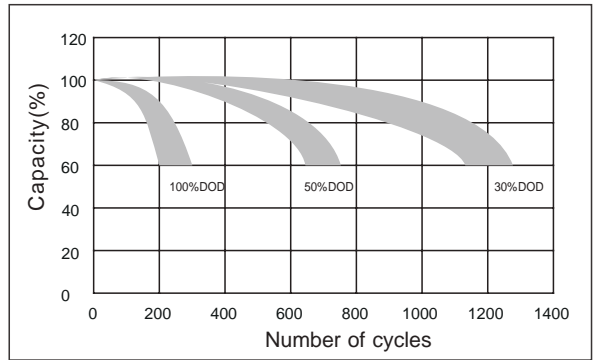
Charging characteristic



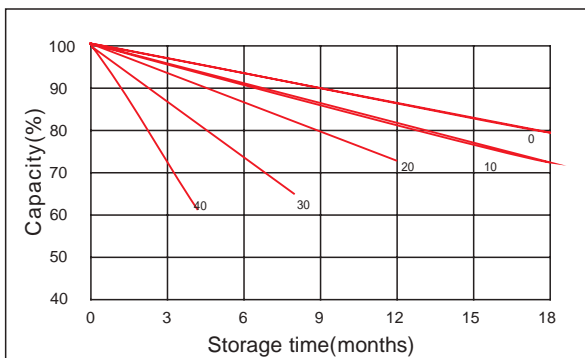
The effect of temperature on capacity



The effect of discharge depth on cycle life



Curves of self-discharge



The effect of temperature on float life

