

## CL2-2000

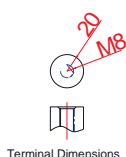
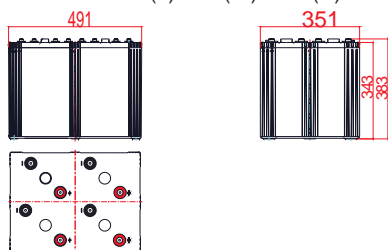


### General Features

- > High corrosion resistant performance: Pb-Ca multi-alloy grid
- > Long life
- > Excellent charge acceptance ability
- > Excellent deep cycle discharge capability
- > Strong high and low temperature performance
- > Precision sealing technology



Dimension: 491(L) x 351(W) x 343(H) x 383(TH) Unit: mm



### Applications

- > Telecommunications system
- > Power systems
- > UPS/EPS
- > Auto control system
- > Solar/wind generating storage cyclic
- > Other general purpose

### Specification

Nominal Voltage	2V	
Nominal Capacity	2000Ah	
Design life	15 years	
Terminal	M8	
Approx. Weight	Approx 128kg (282lbs)	
Container Material	ABS	
Rated Capacity	2000Ah	10Hour Rate (200A to 1.80V)
	1539Ah	3Hour Rate (513A to 1.80V)
	1151Ah	1Hour Rate (1151A to 1.75V)
Internal resistance	Full charged at 25°C: 0.13 m	
Max. Discharge Current	20000A(5S)	
Operating Temperature	Discharge:	-20 ~50 (-4~ 122°F)
	Charge :	-20 ~50 (-4~ 122°F)
	Storage:	-20 ~50 (-4~ 122°F)
Charge current:	Max. 400.0A Recom.200.0A	
Charge Method (25 °C)	Float Charge: 2.23-2.27V, recom. 2.25V (-3mV/ °C)	
	Equalize charge: 2.30-2.35V, recom. 2.35V (-4mV/ °C)	
	Cycle charge: 2.40-2.50V, recom. 2.40V (-5mV/ °C)	
Self discharge	3% of capacity declined per month at 25°C	

### Constant Current Discharge Characteristics Unit: A (25 , 77 )

FV/Time	15min	30min	1h	2h	3h	5h	8h	10h	20h
1.60V	2875	2129	1333	786	577	388	264	217	116
1.65V	2680	1998	1264	767	562	378	260	215	115
1.70V	2513	1876	1208	739	546	375	256	211	113
1.75V	2379	1744	1151	713	530	365	252	208	111
1.80V	2243	1632	1078	674	513	356	248	200	107
1.85V	1989	1455	982	628	487	344	240	198	106

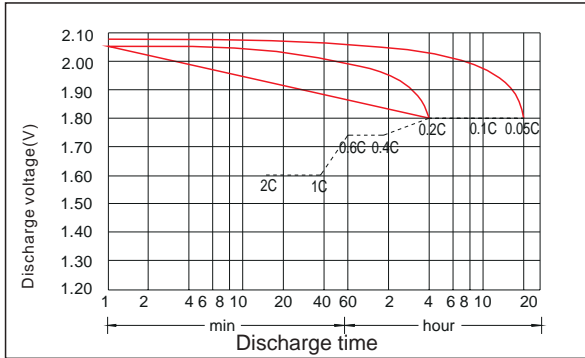
### Constant Power Discharge Characteristics Unit: W/cell (25 , 77 )

FV/Time	15min	30min	1h	2h	3h	5h	8h	10h	20h
1.60V	4888	3892	2747	1650	1211	820	556	458	245
1.65V	4691	3741	2538	1597	1167	794	546	448	240
1.70V	4524	3589	2417	1538	1123	779	535	434	232
1.75V	4354	3467	2323	1482	1079	759	515	428	229
1.80V	4150	3345	2187	1413	1043	737	502	421	225
1.85V	3780	2974	2022	1292	988	705	485	405	217

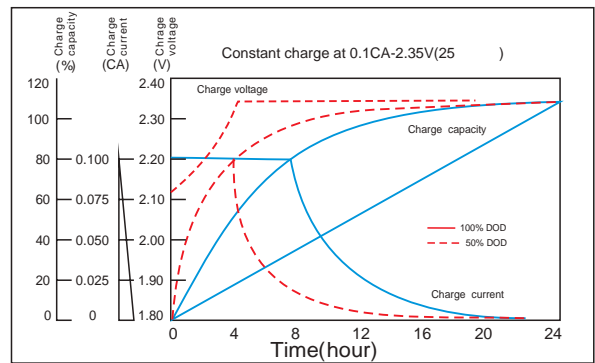
# CL series lead-acid battery

## CL2-2000

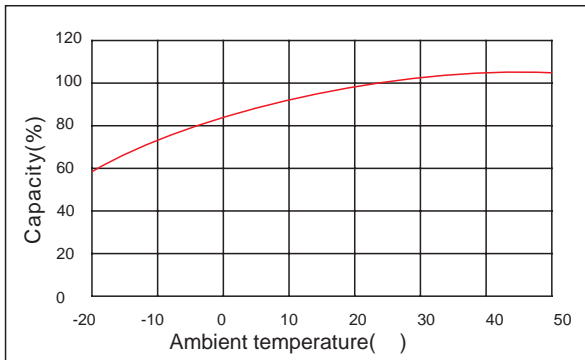
Discharge characteristic



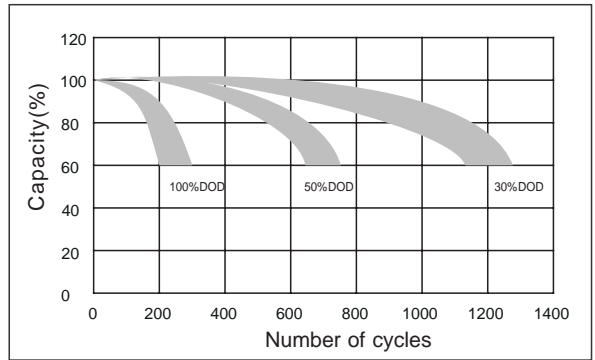
Charging characteristic



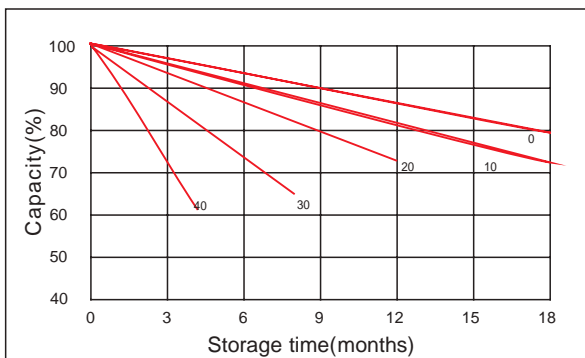
The effect of temperature on capacity



The effect of discharge depth on cycle life



Curves of self-discharge



The effect of temperature on float life

