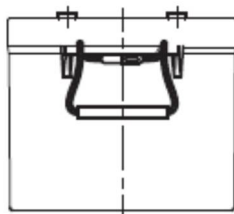
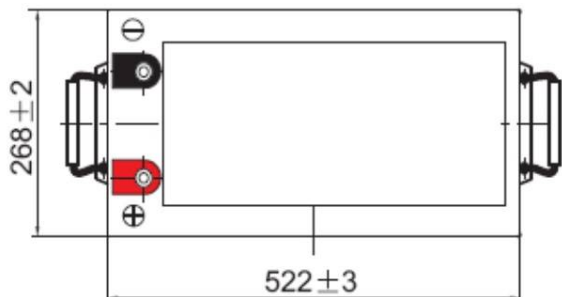
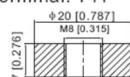
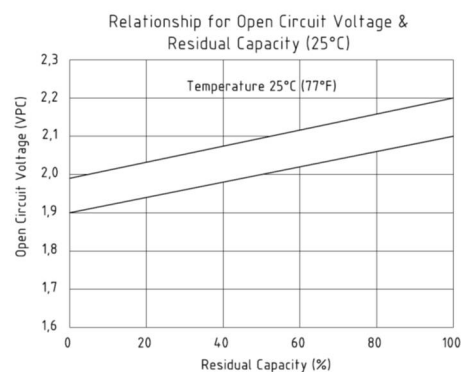
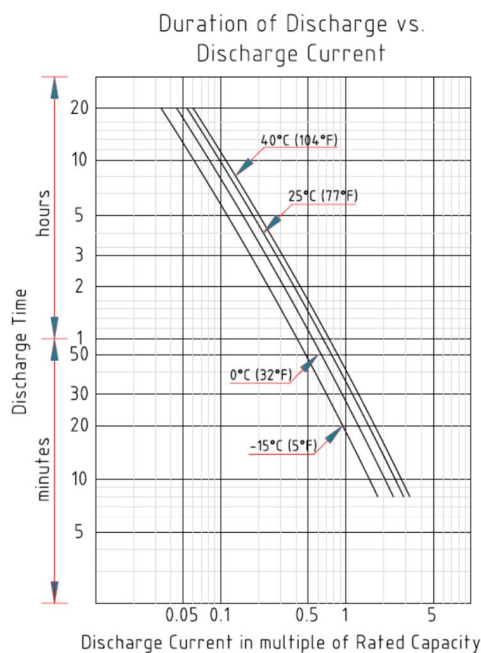
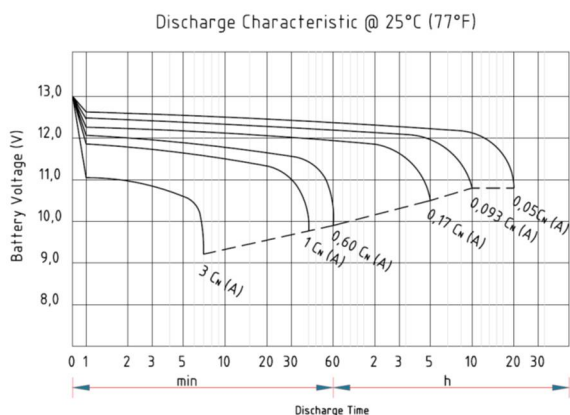
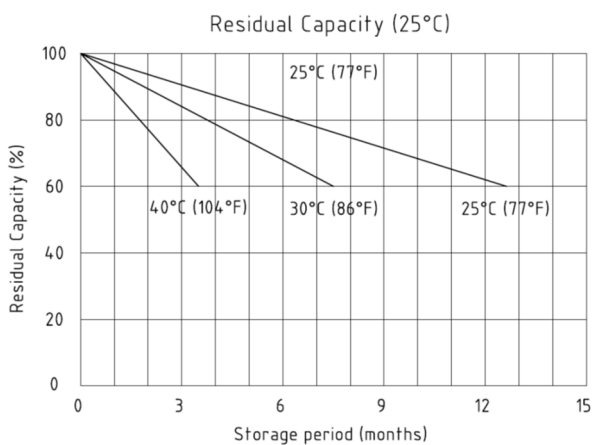



DATASHEET
SLC 250-12
12V 250AH
AGM SEALED VRLA BATTERY
LONG LIFE 10-12 YEARS OF EXPECTED LIFETIME
(EUROBAT)

 Unit: mm [inches]
 Terminal: T11

SPECIFICATIONS

Nominal Voltage	12V	
Nominal Capacity	250Ah	
Terminal	T11	
Approx. Weight	Approx 73 kg (161 lbs)	
Container Material	ABS	
Dimensions	Length	522 ± 3 mm (20,55 inches)
	Width	268 ± 2 mm (10,55 inches)
	Container Height	220 ± 2 mm (8,66 inches)
	Total Height (with terminal)	226 ± 2 mm (8,90 inches)
Rated Capacity	260 Ah / 13A	(20 hr, 1,80 V/cell, 25°C/77°F)
	250 Ah / 25A	(10 hr, 1,80 V/cell, 25°C/77°F)
	215 Ah / 43A	(5 hr, 1,75 V/cell, 25°C/77°F)
	195 Ah / 65,1A	(3 hr, 1,75 V/cell, 25°C/77°F)
	152,5 Ah / 152,5A	(1 hr, 1,60 V/cell, 25°C/77°F)
Max. Discharge Current	2.500,0 A (5 s)	
Internal Resistance	Approx 2,5 mΩ	

Operating Temperature	Discharge	: -15 ÷ 50°C (5 ÷ 122°F)
	Charge	: 0 ÷ 40°C (32 ÷ 104°F)
	Storage	: -15 ÷ 40°C (5 ÷ 104°F)

Nominal Operating Temp. Range	25 ± 3°C (77 ± 5°F)
Cycle Use	Initial Charging Current less than 50 A Voltage 14,4 ÷ 15,0V at 25°C (77°F) Temperature Coefficient -30mV/°C
Standby Use	No limit on Initial Charging Current Voltage 13,5 ÷ 13,8 V at 25°C (77°F) Temperature Coefficient -20mV/°C
Capacity affected by Temperature	40°C (104°F) 103% 25°C (77°F) 100% 0°C (32°F) 86%
Self discharge	Enerpower SLC series batteries may be stored for up to 6 months at 25°C (77°F) and then a freshening charge is required. For higher temperatures the time interval will be shorter.



Constant Current Discharge (Amperes) at 25°C (77°F)

F.V / Time	10 min	15 min	20 min	30 min	45 min	1 h	2 h	3 h	4 h	5 h	6 h	8 h	10 h	20 h
1,85V / cell	336,4	286,1	239,3	190,2	143,9	117,9	75,1	59,4	48,5	39,1	34,0	27,6	23,6	12,88
1,80V / cell	429,8	345,7	282,9	224,4	167,4	132,0	81,9	63,9	51,8	42,0	36,5	29,3	25,0	13,00
1,75V / cell	472,3	377,6	304,3	233,0	173,7	138,1	85,0	65,1	52,9	43,0	37,5	29,8	25,3	13,13
1,70V / cell	514,8	403,1	319,8	242,5	180,7	142,5	88,4	66,9	54,3	44,2	38,3	30,2	25,5	13,38
1,67V / cell	535,2	415,9	329,8	249,2	183,0	144,9	89,6	68,3	55,3	44,8	38,7	30,5	25,8	13,47
1,65V / cell	555,6	428,6	339,7	255,8	185,2	147,3	90,8	69,7	56,2	45,4	39,1	30,7	26,0	13,55
1,60V / cell	603,1	458,4	361,9	270,1	193,0	152,5	93,9	71,9	58,0	46,9	40,0	31,0	26,3	13,63

Constant Power Discharge (Watts) at 25°C (77°F)

F.V / Time	10 min	15 min	20 min	30 min	45 min	1 h	2 h	3 h	4 h	5 h	6 h	8 h	10 h	20 h
1,85V / cell	669,25	571,17	479,64	383,16	290,26	236,96	149,74	117,78	95,94	77,21	67,24	54,64	46,77	25,50
1,80V / cell	860,31	691,66	566,96	450,73	338,62	266,72	163,69	126,90	102,41	82,88	72,07	57,96	49,55	25,71
1,75V / cell	948,82	758,58	612,87	469,78	351,83	280,42	170,32	129,62	104,86	85,14	73,95	58,92	50,02	25,91
1,70V / cell	1.031,57	811,95	649,19	492,33	368,22	290,86	177,62	133,54	106,83	87,33	75,57	59,82	50,60	26,42
1,67V / cell	1.079,10	843,40	683,50	508,30	375,20	296,60	180,70	136,30	107,10	88,80	76,80	61,00	51,10	26,57
1,65V / cell	1.122,84	870,89	693,78	520,79	377,18	300,56	182,64	139,05	111,49	89,69	77,17	61,16	51,58	26,72
1,60V / cell	1.202,56	924,02	736,81	548,68	392,37	310,78	188,43	143,10	114,86	92,57	78,82	61,25	52,17	26,82