

Lithium Iron Phosphate (LiFePO4) Battery

LFP12.8V12Ah

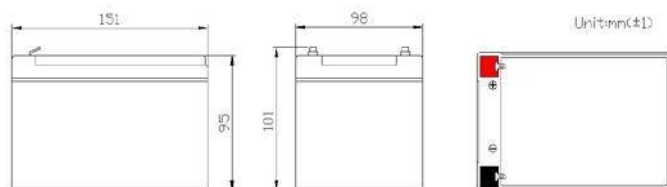
Features

- ◆ Using the technology of lithium iron phosphate cell, superior safety, thousands of cycles, 100%DOD, under normal conditions.
- ◆ Built-in automatic protection for over-charge, over discharge, over current and over temperature.
- ◆ Free of maintenance .
- ◆ Internal cell balancing.
- ◆ Lighter weight, about 40% ~50% of the weight of a comparable lead acid battery.
- ◆ Replacement for lead-acid battery.
- ◆ Wider temperature range:-20°C~60°C.
- ◆ Support for Series application expansion (up to 51.2V) or two in parallel.



Application

- ◆ UPS
- ◆ Solar & Wind Power System
- ◆ Golf Cart, RV ,Boat,
- ◆ Electric Vehicle , E-bike, E-rickshaw, Forklift etc.
- ◆ Lighting



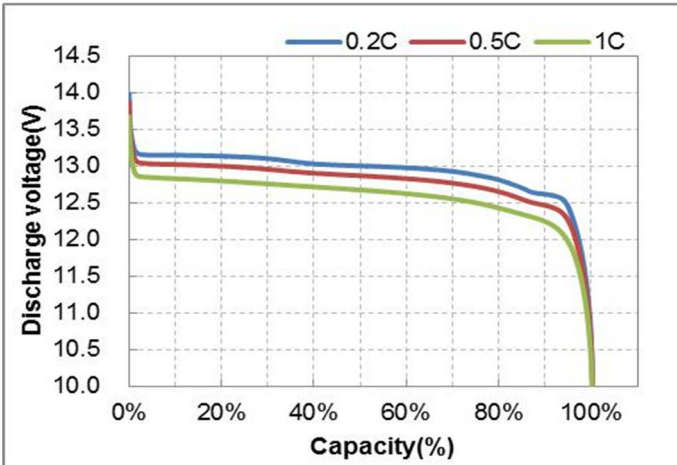
General Specifications

Electrical Characteristics	Nominal Voltage	12.8V
	Nominal Capacity	12Ah@0.2C
	Energy	153.6Wh
	Internal Resistance	≤40mΩ
	Cycle Life	2000 Cycles @ 2.4A Charging/Discharging ,Until 70% Capacity
	Self Discharge	≤3.5% per month at 25°C
Standard Charging	Max.Charging Voltage	14.0~14.4V
	Charging Mode	At 0°C~45°C temperature, charged to 14.4V at a constant current of 2.4A, and then,changed continuously with constant voltage of 14.4V until the current was not more than 0.24A
	Charging Current	2.4A
	Max.Charging Current	6A
Standard Discharging	Discharging Current	3.4A
	Max. Continuous Current	12A
	Max.Pulse Current	30A(<3S)
	Discharging Cut-off Voltage	10.0V
Operating Condition	Charge Temperature	0°C to 45°C(32°F to 113°F) @60±25% Relative Humidity
	Discharge Temperature	-20°C to 60°C(-4°F to 140°F) @60±25% Relative Humidity
	Storage Temperature	0°C to 45°C(32°F to 113°F) @60±25% Relative Humidity
	Water Dust Resistance	IP55
Structure	Cell & Format	IFR32700 N60&4S2P
	Casing	Plastic
	Dimension(L*W*H*TH)	151*98*95mm
	Weight	Approx. 1.5Kg
	Terminal	F2

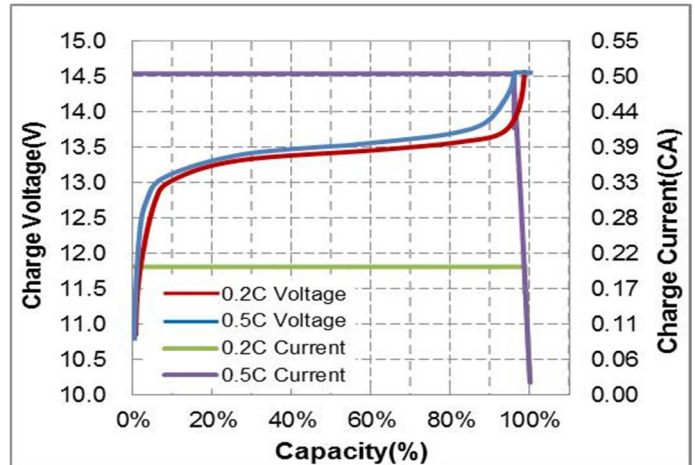
Lithium Iron Phosphate (LiFePO₄) Battery

LFP12.8V12Ah

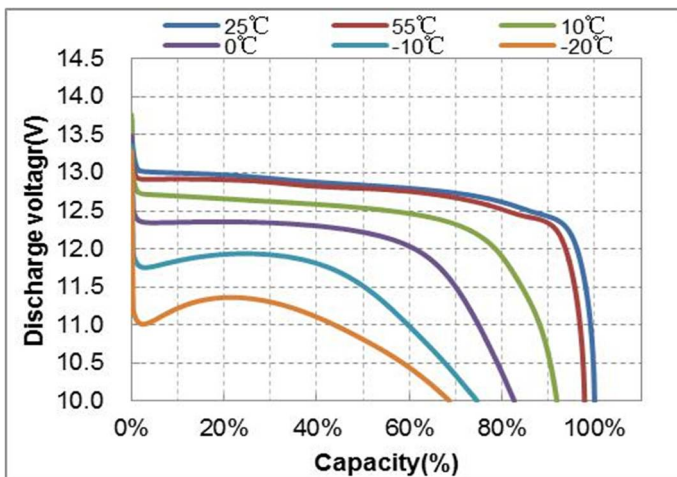
Different Rate Discharge Curve @25°C



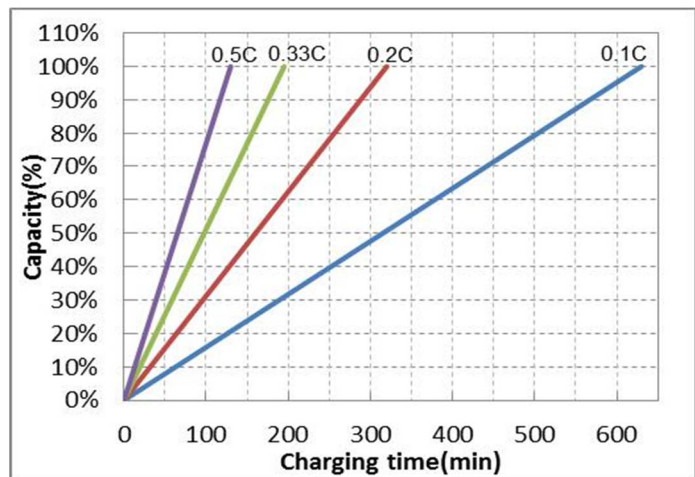
Charge Characteristics of capacity-voltage@0.2C&0.5C, 25°C



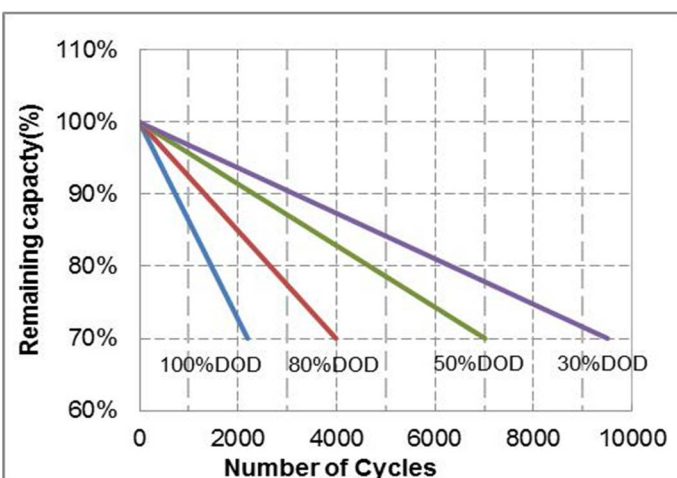
Different Temperature Discharge Curve @0.5C



Charge Characteristics of time-voltage@25°C



Different DOD Discharge Cycle Life Curve @0.2C,25



Open circuit voltage VS SOC%@25

