



APPLICATIONS

- Solar / wind energy and other new energy storage
- UPS/EPS – Power Systems
- Electric Vehicles Telecommunications system
- Emergency lighting, Auto control system
- Other general purpose

GENERAL FEATURES

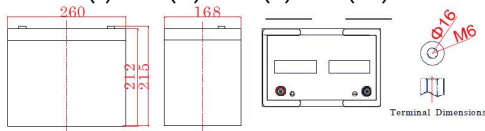
- Nanosilica colloidal electrolyte and high tin positive plate alloy design to enhance battery performance
- Relatively rich electrolyte, high temperature and low temperature performance is superior
- Long cycle life, excellent deep cycle discharge ability
- Excellent charge acceptance ability
- Precision sealing technology
- Long life 12 years

SPECIFICATIONS

Nominal Voltage	12V
Nominal Capacity	70Ah
Design life	12 years
Terminal	M6
Approx. Weight	Approx 22.5kg (49.7lbs)
Container Material	ABS
Rated Capacity	70.0Ah 10Hour Rate (7.00A to 10.8V)
	55.2Ah 3Hour Rate (18.4A to 10.8V)
	44.9Ah 1Hour Rate (44.9A to 10.5V)
Internal resistance	Full charged at 25°C: 8.0 mΩ
Max. Discharge Current	840A(5S)



Dimension: 260(L)×168(W)×212(H)×215(TH) Unit: mm



Operating Temperature
 Discharge: -40 ~ 60°C (-40 ~ 140°F)
 Charge: -20 ~ 50°C (-4 ~ 122°F)
 Storage: -20 ~ 50°C (-4 ~ 122°F)

Charge method (25°C)
 Charge current: Max. 17.5A ; Recom. 7.0A
 Float Charge: 13.5-13.8V, recom. 13.5V (-18mV/ °C)
 Equalize charge: 13.8-14.1V, recom. 14.1V (-24mV/ °C)
 Cycle charge: 14.4-15.0V, recom. 14.4V (-30mV/ °C)

Self discharge: 3% of capacity declined per month at 25°C

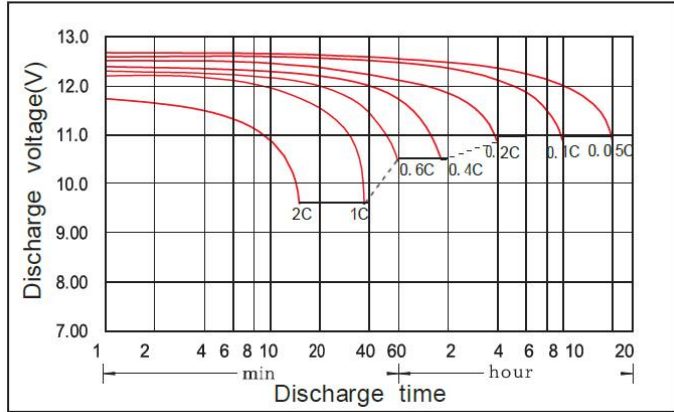
Constant Current Discharge Characteristics Unit: A (25°C, 77°F)

FV/Time	15min	30min	1h	2h	3h	5h	8h	10h	20h
1.60V	129	78.2	46.2	26.5	19.2	12.9	8.47	7.24	3.81
1.65V	125	76.9	45.9	26.4	19.0	12.8	8.40	7.17	3.79
1.70V	122	75.5	45.6	26.2	18.8	12.6	8.34	7.10	3.77
1.75V	118	74.9	44.9	25.7	18.6	12.5	8.27	7.03	3.76
1.80V	110	71.6	43.8	25.3	18.4	12.2	8.20	7.00	3.74
1.85V	98.1	65.3	40.5	24.0	17.3	11.6	7.86	6.76	3.67

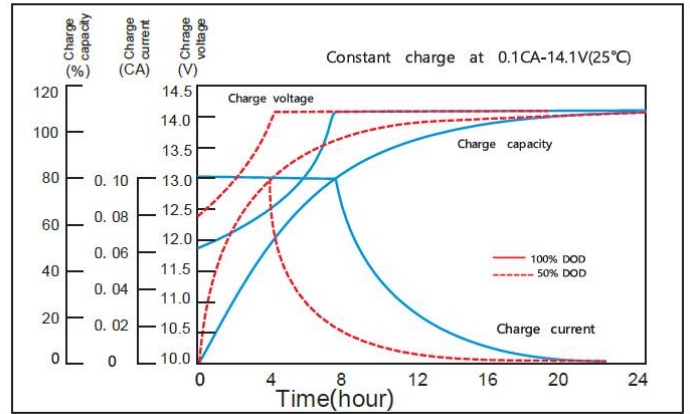
Constant Power Discharge Characteristics Unit: W/cell (25°C, 77°F)

FV/Time	15min	30min	1h	2h	3h	5h	8h	10h	20h
1.60V	226	141	87.3	50.1	36.6	24.5	16.5	13.9	7.54
1.65V	222	140	86.7	50.0	36.1	24.3	16.3	13.8	7.51
1.70V	220	140	86.0	49.7	35.9	24.1	16.3	13.7	7.48
1.75V	218	139	85.3	49.5	35.7	24.0	16.1	13.5	7.44
1.80V	207	136	84.6	49.3	35.6	23.7	16.0	13.4	7.41
1.85V	185	125	78.6	47.1	33.8	22.7	15.5	13.2	7.34

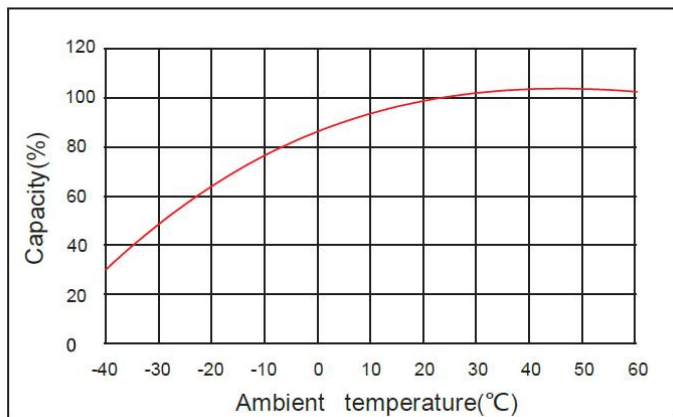
Discharge characteristic



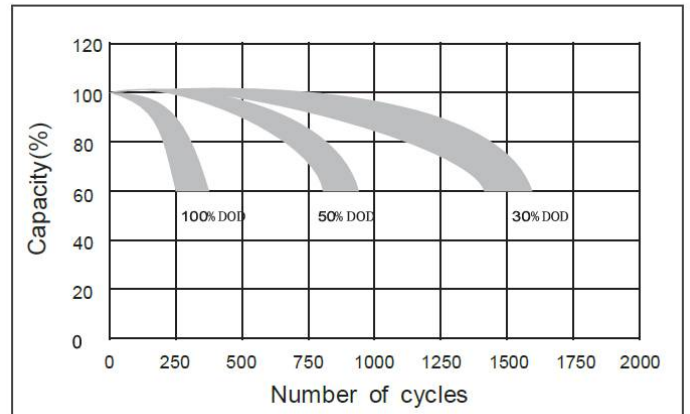
Charging characteristic



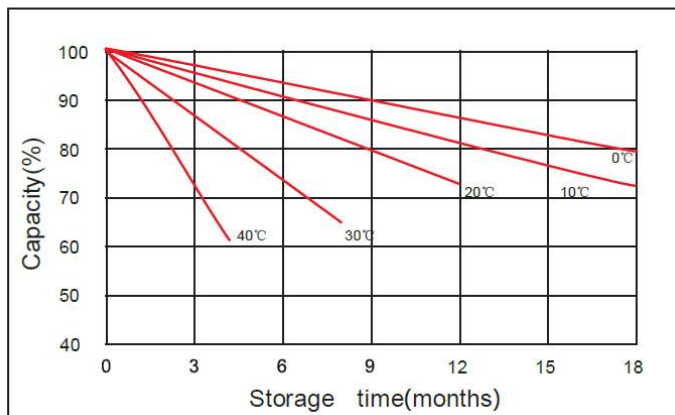
The effect of temperature on capacity



The effect of discharge depth on cycle life



Curves of self-discharge



Curves of open circuit voltage vs. capacity

