




# DCEV 225-6 Deep-Cycle Battery

## Applications

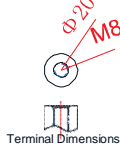
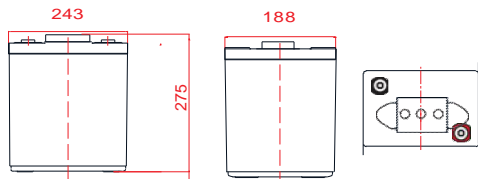
- › Electric boats/Cleaning machines
- › Golf cars/Electric boats
- › Electric Moped/E-bike
- › Electric scooters/Renewable energy storage
- › Mobility scooter/Sweepers

## General Features

- › Nanosilica colloidal electrolyte and high tin positive plate alloy design to enhance battery performance Relatively rich electrolyte, high temperature and low temperature performance is superior
- › Long cycle life, excellent deep cycle discharge ability
- › Excellent charge acceptance ability
- › Precision sealing technology
- › Long life



Dimension:243(L)x188(W) x275(TH) Unit: mm



## Specification

Nominal Voltage	6V
Nominal Capacity	225Ah
Design life	12 years
Terminal	M8
Approx. Weight	Approx. 31.5kg (69.5lbs)
Container Material	ABS
Rated Capacity	10Hour Rate (22.5A to 5.40V)
	3Hour Rate (60.5A to 5.40V)
	1Hour Rate (147A to 5.25V)
Internal resistance	Full charged at 25°C: 1.8 mΩ
Max. Discharge Current	2700A(5S)
Operating Temperature	Discharge: -40 ~60°C (-40~ 140°F)
	Charge: -20 ~50°C (-4~ 122°F)
	Storage: -20 ~50°C (-4~ 122°F)
Charge current:	Max. 56.3A ; Recom.22.5A
Charge Method (25 °C)	Float Charge:6.75-6.90V, recom.6.75V(-9mV/ °C)
	Equalize charge:6.90-7.05V, recom.7.05V(-12mV/ °C)
	Cycle charge:7.20-7.50V, recom.7.20V(-15mV/ °C)
Self discharge	3% of capacity declined per month at 25°C

## Constant Current Discharge Characteristics Unit: A (25°C, 77°F)

FV/Time	5min	15min	30min	1h	2h	3h	5h	8h	10h	20h
1.60V	793	425	259	152	86.9	63.0	42.5	27.8	23.4	12.3
1.65V	768	413	255	150	86.3	62.4	41.9	27.6	23.2	12.2
1.70V	737	405	250	150	85.8	61.6	41.3	27.3	23.0	12.2
1.75V	678	391	248	147	84.4	60.8	41.1	27.1	22.7	12.1
1.80V	608	366	237	143	83.0	60.5	39.9	26.9	22.5	12.0
1.85V	543	326	217	133	78.8	56.8	38.0	25.8	21.8	11.8

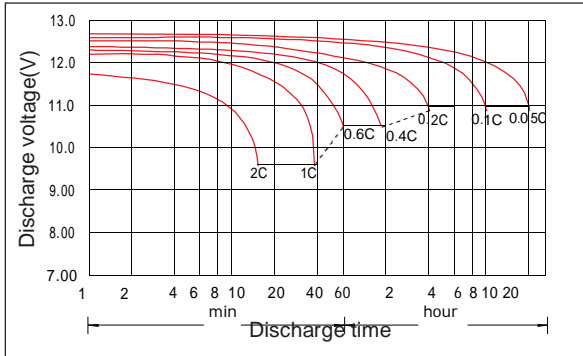
## Constant Power Discharge Characteristics Unit: W/cell (25°C, 77°F)

FV/Time	5min	15min	30min	1h	2h	3h	5h	8h	10h	20h
1.60V	1330	751	470	287	164	120	80.2	54.0	45.0	24.3
1.65V	1280	737	464	284	164	118	79.9	53.4	44.4	24.2
1.70V	1271	728	464	281	163	118	79.0	53.4	44.2	24.1
1.75V	1187	723	461	280	162	117	78.8	52.9	43.6	24.0
1.80V	1088	683	450	278	162	117	77.9	52.6	43.3	23.9
1.85V	973	610	413	258	155	111	74.3	50.6	42.5	23.6

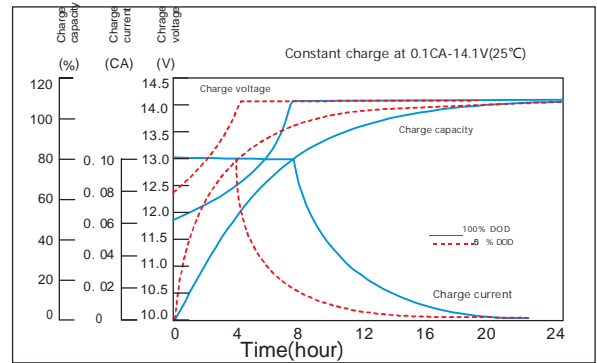
Disclaimer: Manufacturers have the right to self-modify the parameters of the product updates, please keep in touch with manufacturers to obtain the latest information.

# DCEV 225-6 Deep-Cycle Battery

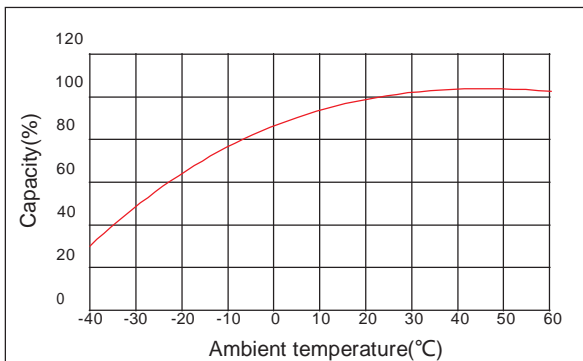
Discharge characteristic



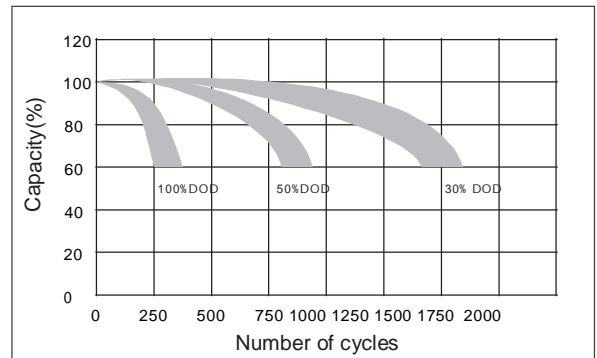
Charging characteristic



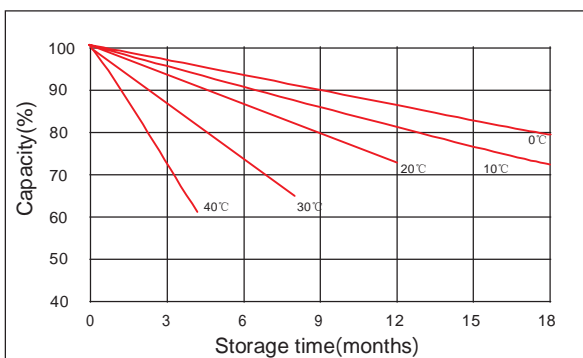
The effect of temperature on capacity



The effect of discharge depth on cycle life



Curves of self-discharge



Curves of open circuit voltage vs. capacity

