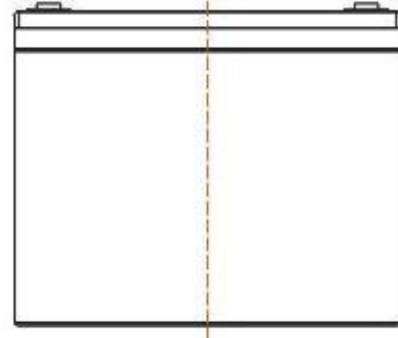


GHL Series GEL Battery

GHL Series – Storage – type Gelled Battery

- Completely sealed and maintenance-free, low self-discharge
- 100% precise quality testing, stable quality and high reliable performance
- Unique grid alloy formula, Gelled electrolyte formula and updated manufacturing technique
- Floating & standby use : up to 12 years
- Cycle use 1 : More than 350 cycles at 100% DOD
- Cycle use 2 : More than 750 cycles at 50% DOD
- Cycle use 3 : More than 1800 cycles at 30% DOD



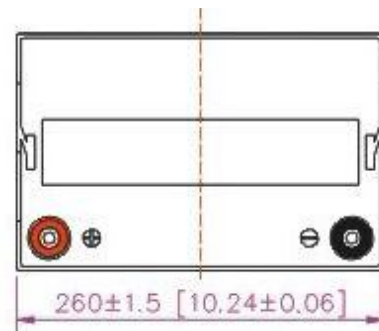
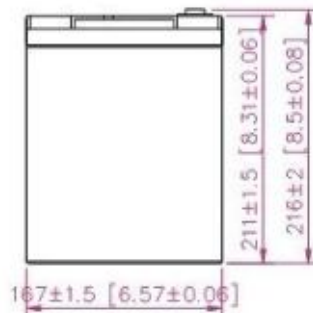
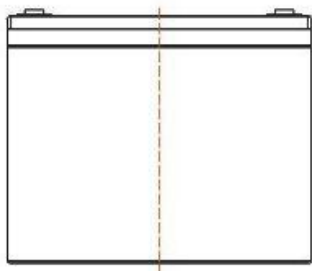
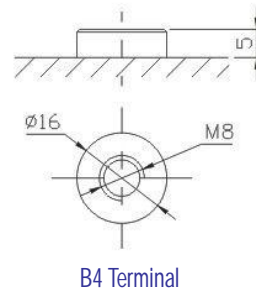
Application :

- Telecommunications
- UPS / EPS
- DC Power Supply
- Solar system
- Wind Power System
- Auto Control System




Construction :

- ComponentRaw material
- PositiveLead dioxide
- NegativeLead
- Container ABS "UL 94 V0"
- Cover ABS "UL 94 V0"
- SealantEpoxy
- Safety valveRubber
- TerminalCopper/Pb
- SeparatorFiber glass
- ElectrolyteGelled acid



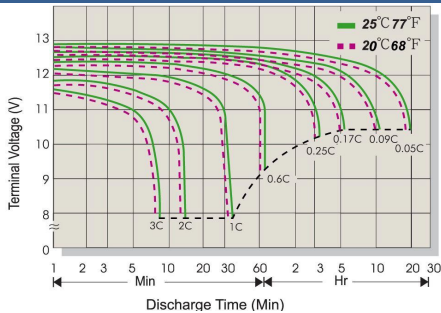
Construction :

Battery Model	GHL 70-12A 12 V 70 Ah			
Designed Floating Life	Up to 12 Years			
Capacity (25°C)	20 hr (3.75A 10,8V)	10 hr (7.2A 10,8V)	5 hr (11.85 10,5V)	3 hr (17.42A 10,5V)
	75 Ah	72 Ah	59.25 Ah	52.26 Ah
Dimensions	Length	Width	Height	Total Height
	260 mm	167 mm	211 mm	216 mm
Approx. Weight	22 kg			
Internal Resistance	Full charged at 25°C : ≤ 8.6 mΩ			
Self Discharge	2% of capacity declined per month at 25°C			
Capacity Affected by Temp. (20 hr)	40°C	25°C	0°C	-15°C
	102%	100%	85%	65%
Charge Voltage (25°C)	Cycle Use		Float Use	
	14,4-14,6V(-30mV/°C) max current 15A		13,6-13,8 (-20mV/°C)	

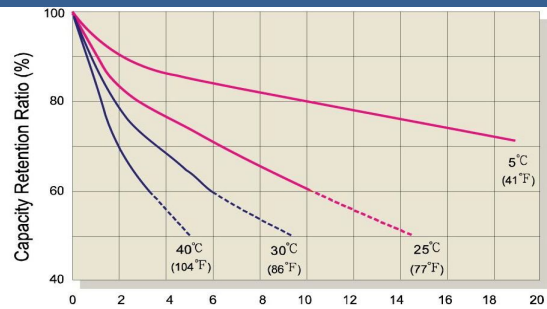


GHL Series GEL Battery

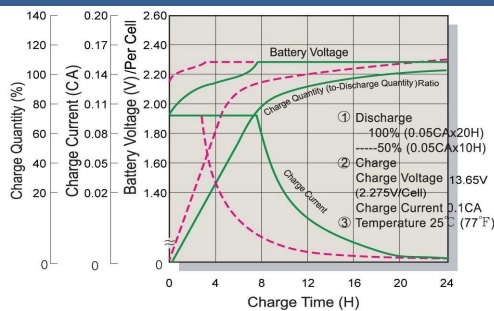
Terminal Voltage(V) and Discharge Time



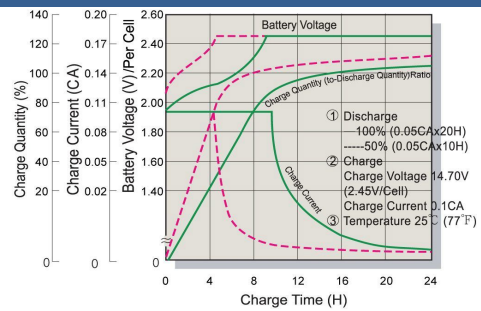
Capacity Retention Characteristic



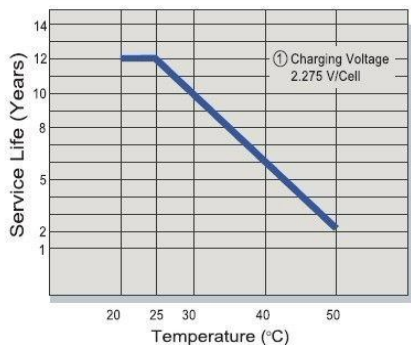
Battery Voltage and Charge Time for Standby Use



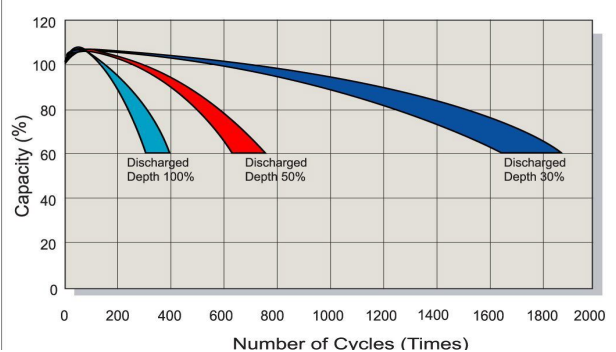
Battery Voltage and Charge Time for Cycle Use



Tickle (or Float) Service Life



Cycle Service Life



Constant Current Discharge (CC, Unit : A) at 25°C

F.V/Time	5 min	10 min	15 min	30 min	1 hr	2 hr	3 hr	4 hr	5 hr	6 hr	8 hr	10 hr	20 hr
1,85V/Cell	162,72	119,81	103,97	62,78	36,96	21,79	16,22	13,68	11,26	10,37	8,29	6,91	3,62
1,80V/Cell	168,86	124,42	108,00	65,18	38,50	22,70	16,94	14,26	11,73	10,80	8,64	7,20	3,75
1,75V/Cell	185,76	130,66	113,38	67,78	40,03	23,38	17,42	14,40	11,85	10,91	8,72	7,28	3,78
1,70V/Cell	207,74	136,80	118,75	71,04	40,80	23,81	17,76	14,53	11,96	11,01	8,81	7,34	3,82
1,67V/Cell	229,73	143,04	124,22	72,96	42,34	24,48	18,29	14,69	12,09	11,13	8,90	7,41	3,85
1,60V/Cell	248,87	150,50	130,70	76,07	42,79	24,74	18,50	14,85	12,22	11,25	9,00	7,49	3,90

Constant Power Discharge (CP, Unit : W) at 25°C

F.V/Time	5 min	10 min	15 min	30 min	1 hr	2 hr	3 hr	4 hr	5 hr	6 hr	8 hr	10 hr	20 hr
1,85V/Cell	312,3	230,1	199,7	120,6	70,9	41,81	31,15	26,27	21,62	19,90	16,02	13,27	6,63
1,80V/Cell	324,3	238,8	207,3	125,1	74,0	43,55	32,52	27,36	22,53	20,73	16,69	13,82	6,94
1,75V/Cell	356,7	250,8	217,8	130,1	76,9	44,91	33,45	27,65	22,75	20,94	16,86	13,96	6,98
1,70V/Cell	398,8	262,7	228,1	136,4	78,4	45,69	34,10	27,91	22,97	21,15	17,02	14,09	7,05
1,67V/Cell	441,1	274,7	238,4	140,1	81,4	46,95	35,10	28,19	23,20	21,36	17,19	14,24	7,12
1,60V/Cell	477,8	289,1	250,9	146,1	82,3	47,46	35,49	28,49	23,45	21,58	17,37	14,39	7,19