


GHL Series GEL Battery

GHL Series – Storage – type Gelled Battery

- Completely sealed and maintenance-free, low self-discharge
- 100% precise quality testing, stable quality and high reliable performance
- Unique grid alloy formula, Gelled electrolyte formula and updated manufacturing technique
- Floating & standby use : up to 12 years
- Cycle use 1 : More than 350 cycles at 100% DOD
- Cycle use 2 : More than 750 cycles at 50% DOD
- Cycle use 3 : More than 1.800 cycles at 30% DOD



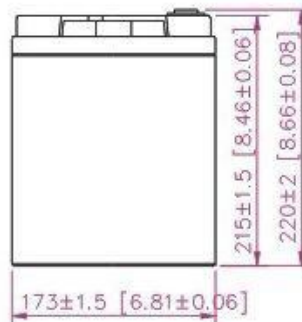
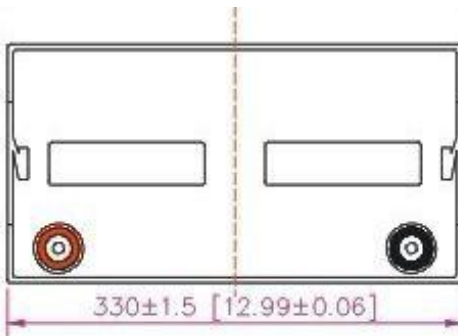
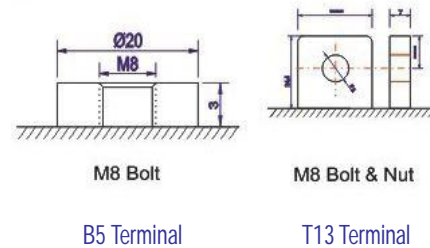
Application :

- Telecommunications
- UPS / EPS
- DC Power Supply
- Solar system
- Wind Power System
- Auto Control System




Construction :

- ComponentRaw material
- PositiveLead dioxide
- NegativeLead
- Container ABS "UL 94 V0"
- Cover ABS "UL 94 V0"
- SealantEpoxy
- Safety valveRubber
- TerminalCopper/Pb
- SeparatorFiber glass
- ElectrolyteGelled acid



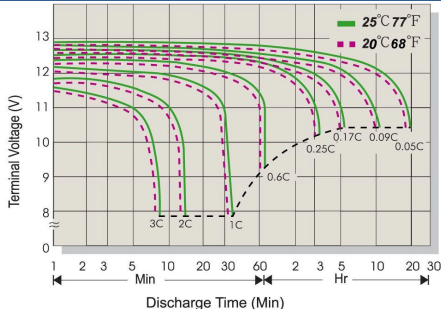
Construction :

Battery Model	GHL 120-12B 12 V 120 Ah			
Designed Floating Life	Up to 12 Years			
Capacity (25°C)	20 hr (6,24A 10,8V)	10 hr (10A 10,8V)	5 hr (17,6A 10,5V)	3 hr (27,3A 10,5V)
	124,8 Ah	120 Ah	88 Ah	82 Ah
Dimensions	Length	Width	Height	Total Height
	330 mm	173 mm	215 mm	220 mm
Approx. Weight	31.5 kg			
Internal Resistance	Full charged at 25°C : ≤ 7,3 mΩ			
Self Discharge	2% of capacity declined per month at 25°C			
Capacity Affected by Temp. (20 hr)	40°C	25°C	0°C	-15°C
	102%	100%	88%	78%
Charge Voltage (25°C)	Cycle Use		Float Use	
	14,4-14,6V(-30mV/°C) max current 20A		13,6-13,8 (-20mV/°C)	

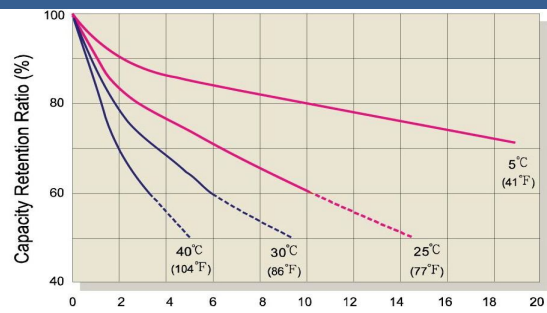


GHL Series GEL Battery

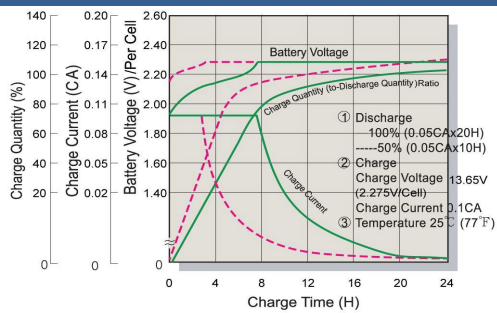
Terminal Voltage(V) and Discharge Time



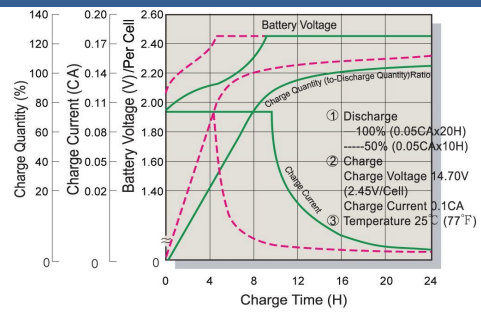
Capacity Retention Characteristic



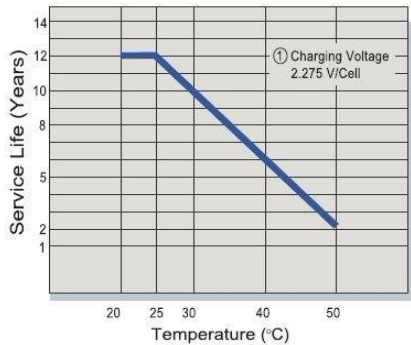
Battery Voltage and Charge Time for Standby Use



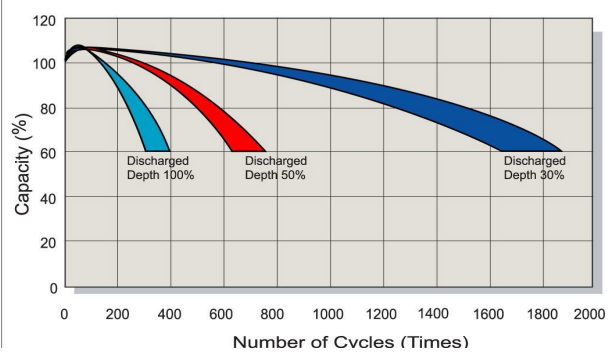
Battery Voltage and Charge Time for Cycle Use



Tickle (or Float) Service Life



Cycle Service Life



Constant Current Discharge (CC, Unit : A) at 25°C

F.V/Time	5 min	10 min	15 min	30 min	1 hr	2 hr	3 hr	4 hr	5 hr	6 hr	8 hr	10 hr	20 hr
1,85V/Cell	271,2	199,7	173,4	104,6	61,6	36,30	27,10	22,81	18,78	17,28	13,80	11,52	6,00
1,80V/Cell	281,5	207,4	180,0	108,6	64,2	37,80	28,20	23,76	19,56	18,00	14,40	12,00	6,24
1,75V/Cell	309,7	217,7	189,0	112,9	66,8	38,90	29,00	24,00	19,76	18,18	14,54	12,12	6,30
1,70V/Cell	346,3	228,1	198,0	118,4	68,1	39,70	29,60	24,24	19,95	18,36	14,69	12,24	6,37
1,67V/Cell	366,8	234,7	203,7	120,7	69,8	40,49	30,23	24,50	20,17	18,56	14,85	12,37	6,43
1,60V/Cell	382,9	238,5	207,0	121,6	70,6	40,80	30,50	24,47	20,15	18,54	14,83	12,36	6,44

Constant Power Discharge (CP, Unit : W) at 25°C

F.V/Time	5 min	10 min	15 min	30 min	1 hr	2 hr	3 hr	4 hr	5 hr	6 hr	8 hr	10 hr	20 hr
1,85V/Cell	515,2	379,5	329,4	198,7	117,1	68,9	51,40	43,34	35,68	32,83	26,26	21,89	11,16
1,80V/Cell	534,9	394,0	342,0	206,3	122,0	71,8	53,60	45,14	37,16	34,20	27,36	22,80	11,40
1,75V/Cell	288,4	413,7	359,1	214,6	126,9	74,0	55,20	45,60	37,54	34,54	27,63	23,03	11,51
1,70V/Cell	657,9	433,4	376,2	224,9	129,3	75,4	56,30	46,05	37,91	34,88	27,90	23,26	11,63
1,67V/Cell	727,7	453,1	393,4	231,0	134,2	77,5	58,0	46,5	38,3	35,2	28,2	23,5	11,8
1,60V/Cell	727,4	453,1	393,3	231,1	134,2	77,6	57,90	46,50	38,28	35,23	28,18	23,48	11,74