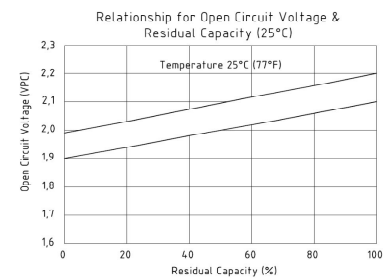
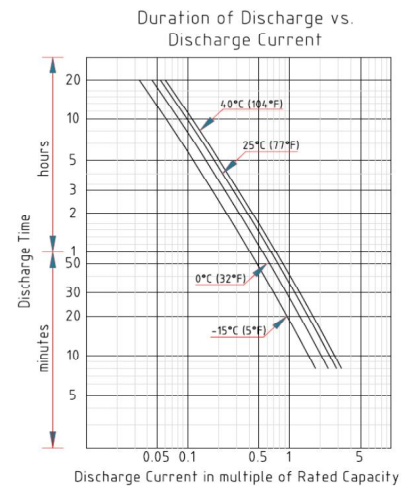
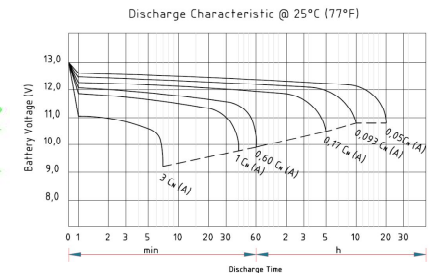
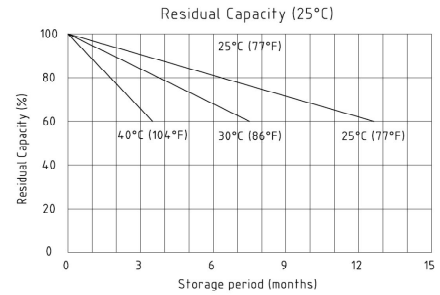
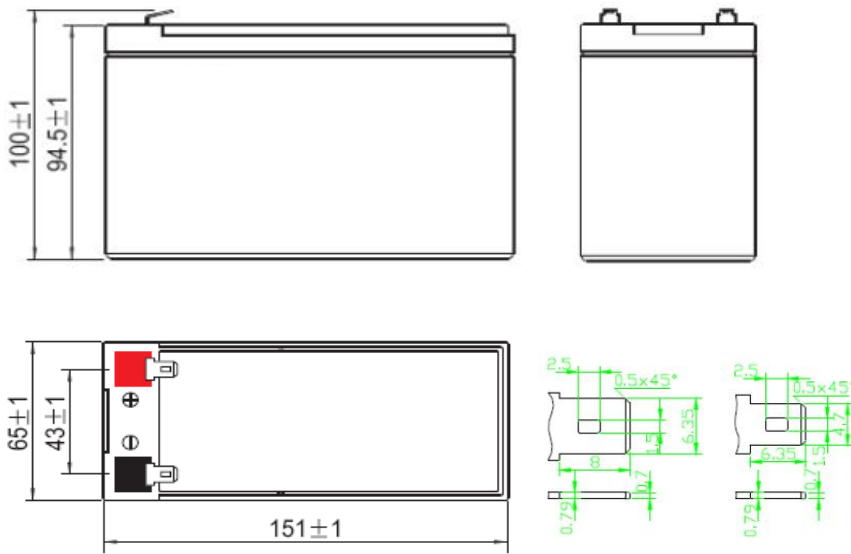




GENERAL PURPOSE BATTERIES



Specification		
Nominal Voltage	12 V	
Nominal Capacity (20 Hr)	9Ah	
Dimension	Length	151±1 mm (5,95 inches)
	Width	65±1 mm (2,56 inches)
	Container Height	94,5±1 mm (3,72 inches)
	Total Height (with terminal)	100±1 mm (3,94 inches)
Approx Weight	Approx 2,45 kg	
Terminal	T2	
Container Material	ABS	
Rated Capacity	9 Ah / 0,45A	(20 hr, 1,80 V/cell, 25°C/77°F)
	8,5 Ah / 0,85A	(10 hr, 1,80 V/cell, 25°C/77°F)
	14,5 Ah / 1,45A	(5 hr, 1,75 V/cell, 25°C/77°F)
	21,7 Ah / 2,17A	(3 hr, 1,75 V/cell, 25°C/77°F)
	53,4 Ah / 5,34A	(1 hr, 1,60 V/cell, 25°C/77°F)
Max Discharge Current	127,5 A (5 s)	
Internal Resistance	Approx 18,0 mΩ	
Operating Temperat. Range	Discharge	-15÷50°C (5÷122°F)
	Charge	0÷40°C (32÷104°F)
	Storage	-15÷40°C (5÷104°F)
Nominal Operating Temp. Range	25±3°C (77±5°F)	
Cycle Use	Initial Charging Current less than 1,8 A Voltage 14,4-15,0V at 25°C (77°F) Temperature Coefficient -30mV/°C	
Standby Use	No limit on Initial Charging Current Voltage 13,5-13,8 V at 25°C (77°F) Temperature Coefficient - 20mV/°C	
Capacity affected by Temperature	40°C (104°F) 103% 25°C (77°F) 100% 0°C (32°F) 86%	
Self Discharge	Enerpower SLC series batteries may be stored for up to 6 months at 25°C (77°F) and then a freshening charge is required. For higher temperatures the time interval will be shorter.	

Constant Current Discharge (Amperes) at 25°C (77°F)

F.V / Time	10 min	15 min	20 min	30 min	45 min	1 h	2 h	3 h	4 h	5 h	6 h	8 h	10 h	20 h
1,85V / cell	12,4	10,30	8,90	6,88	5,07	4,27	2,53	1,98	1,61	1,31	1,14	0,918	0,842	0,446
1,80V / cell	15,9	12,4	10,50	8,12	5,90	4,79	2,76	2,13	1,72	1,41	1,22	0,973	0,850	0,450
1,75V / cell	17,5	13,6	11,30	8,43	6,12	5,01	2,86	2,17	1,76	1,45	1,25	0,990	0,858	0,454
1,70V / cell	19,0	14,5	11,90	8,78	6,36	5,17	2,93	2,23	1,80	1,48	1,28	1,004	0,874	0,463
1,67V / cell	19,8	15,0	12,25	9,02	6,44	5,23	2,96	2,28	1,83	1,50	1,30	1,012	0,880	0,466
1,65V / cell	20,5	15,4	12,60	9,26	6,52	5,29	2,98	2,32	1,86	1,52	1,31	1,020	0,886	0,469
1,60V / cell	22,3	16,5	13,50	9,78	6,80	5,34	3,10	2,39	1,92	1,57	1,34	1,030	0,890	0,471

Constant Power Discharge (Watts) at 25°C (77°F)

F.V / Time	10 min	15 min	20 min	30 min	45 min	1 h	2 h	3 h	4 h	5 h	6 h	8 h	10 h	20 h
1,85V / cell	24,77	20,54	17,87	13,85	10,23	8,60	5,04	3,93	3,18	2,59	2,25	1,81	1,52	0,83
1,80V / cell	31,80	24,89	21,05	16,27	11,88	9,68	5,51	4,23	3,40	2,78	2,41	1,93	1,56	0,84
1,75V / cell	35,01	27,29	22,78	17,01	12,44	19,17	5,74	4,31	3,47	2,85	2,48	1,95	1,61	0,85
1,70V / cell	38,13	29,21	24,13	17,77	13,00	10,55	5,89	4,44	3,58	2,93	2,52	1,99	1,64	0,86
1,67V / cell	39,89	30,35	24,63	18,35	13,23	10,63	5,99	4,53	3,58	2,98	2,55	2,00	1,66	0,86
1,65V / cell	41,48	31,29	25,81	18,85	13,32	10,79	6,00	4,64	3,70	3,01	2,58	2,02	1,67	0,87
1,60V / cell	44,46	33,29	27,38	19,84	13,81	10,84	6,23	4,77	3,81	3,10	2,64	2,03	1,70	0,88