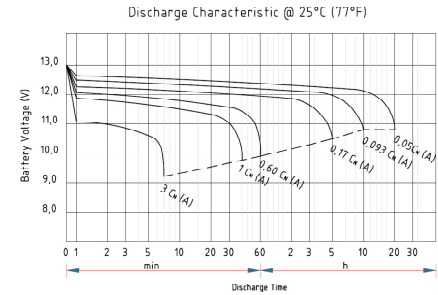
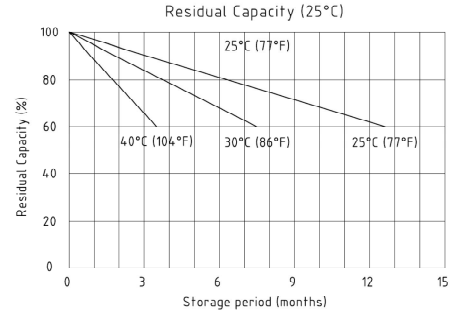
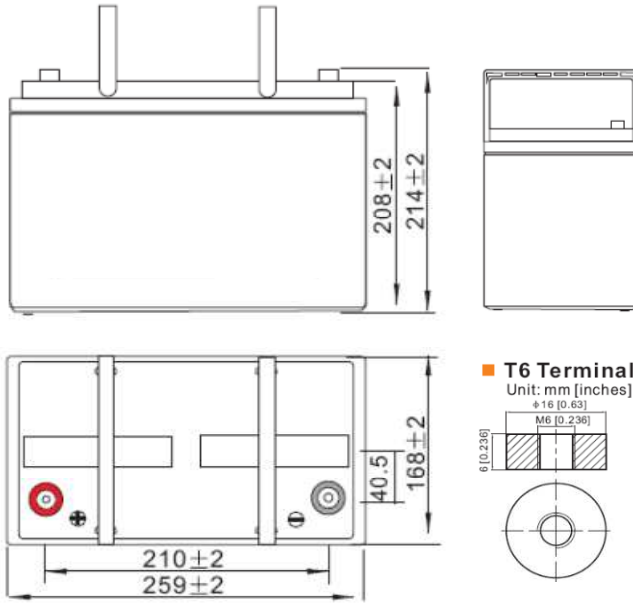
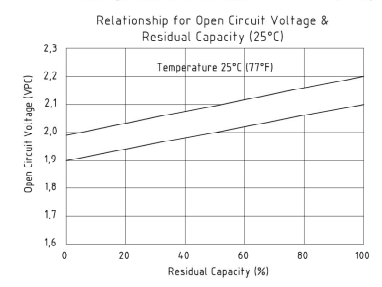
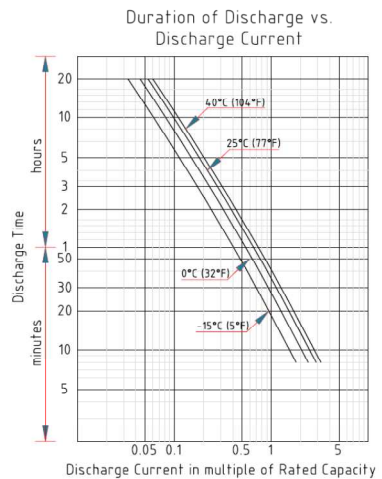




GENERAL PURPOSE BATTERIES



Specification	
Nominal Voltage	12 V
Nominal Capacity (20 Hr)	70Ah
Dimension	Length 259±2 mm (10,20 inches)
	Width 168±2 mm (6,61 inches)
	Container Height 208±2 mm (8,19 inches)
	Total Height (with terminal) 214±2 mm (8,43 inches)
Approx Weight	Approx 18,5 kg (40,78 lbs)
Terminal	T6
Container Material	ABS
Rated Capacity	72,8 Ah / 3,64A (20 hr, 1,80 V/cell, 25°C/77°F)
	70 Ah / 7A (10 hr, 1,80 V/cell, 25°C/77°F)
	60 Ah / 12A (5 hr, 1,75 V/cell, 25°C/77°F)
	54,6 Ah / 18,2A (3 hr, 1,75 V/cell, 25°C/77°F)
	42,7 Ah / 42,7A (1 hr, 1,60 V/cell, 25°C/77°F)
Max Discharge Current	840,0 A (5 s)
Internal Resistance	Approx 6,6 mΩ
Operating Temperat. Range	Discharge : -15÷50°C (5÷122°F)
	Charge : 0÷40°C (32÷104°F)
	Storage : -15÷40°C (5÷104°F)
Nominal Operating Temp. Range	25±3°C (77±5°F)
Cycle Use	Initial Charging Current less than 14 A Voltage 14,4÷15,0V at 25°C (77°F) Temperature Coefficient -30mV/°C
Standby Use	No limit on Initial Charging Current Voltage
	13,5÷13,8 V at 25°C (77°F) Temperature Coefficient - 20mV/°C
Capacity affected by Temperature	40°C (104°F) 103% 25°C (77°F) 100% 0°C (32°F) 86%
Self Discharge	Enerpower SLC series batteries may be stored for up to 6 months at 25°C (77°F) and then a freshening charge is required. For higher temperatures the time interval will be shorter.



Constant Current Discharge (Amperes) at 25°C (77°F)

F.V / Time	10 min	15 min	20 min	30 min	45 min	1 h	2 h	3 h	4 h	5 h	6 h	8 h	10 h	20 h
1,85V / cell	94,2	80,1	67,0	53,2	40,3	33,0	21,0	16,6	13,6	10,9	9,53	7,74	6,61	3,61
1,80V / cell	120,4	96,8	79,2	62,8	46,9	37,0	22,9	17,9	14,5	11,7	10,20	8,20	7,00	3,64
1,75V / cell	132,2	105,7	85,2	65,2	48,6	38,7	23,8	18,2	14,8	12,0	10,50	8,34	7,07	3,68
1,70V / cell	144,1	112,9	89,5	67,9	50,6	39,9	24,7	18,7	15,2	12,4	10,70	8,46	7,14	3,75
1,67V / cell	149,9	116,5	92,3	69,8	51,2	40,6	25,1	19,1	15,5	12,6	10,85	8,53	7,22	3,77
1,65V / cell	155,6	120,0	95,1	71,6	51,8	41,2	25,4	19,5	15,7	12,7	11,00	8,60	7,29	3,79
1,60V / cell	168,9	128,3	101,3	75,6	54,0	42,7	26,3	20,1	16,2	13,1	11,20	8,68	7,36	3,82

Constant Power Discharge (Watts) at 25°C (77°F)

F.V / Time	10 min	15 min	20 min	30 min	45 min	1 h	2 h	3 h	4 h	5 h	6 h	8 h	10 h	20 h
1,85V / cell	187,40	159,97	134,32	107,28	81,30	66,30	41,90	32,98	26,82	21,57	18,79	15,34	13,02	7,14
1,80V / cell	240,90	193,70	158,77	126,17	94,81	74,66	45,79	35,57	28,68	23,17	20,16	16,17	13,84	7,20
1,75V / cell	265,64	212,38	171,59	131,53	98,52	78,56	47,67	36,33	29,33	23,88	20,71	16,52	13,96	7,26
1,70V / cell	288,80	227,40	181,81	137,89	103,10	81,40	49,70	37,40	29,86	24,46	21,17	16,75	14,18	7,39
1,67V / cell	302,10	236,20	191,40	142,30	105,00	83,00	50,60	38,20	30,00	24,90	21,50	17,10	14,30	7,44
1,65V / cell	314,44	243,82	194,29	145,83	105,60	84,13	51,14	38,90	31,19	25,13	21,63	17,17	14,41	7,49
1,60V / cell	336,77	258,74	206,30	153,58	109,82	87,05	52,79	40,05	32,20	25,91	22,10	17,21	14,63	7,52