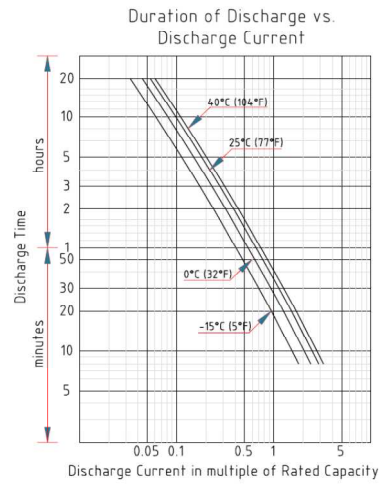
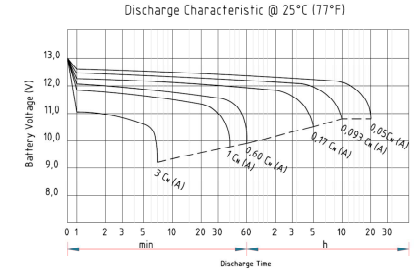
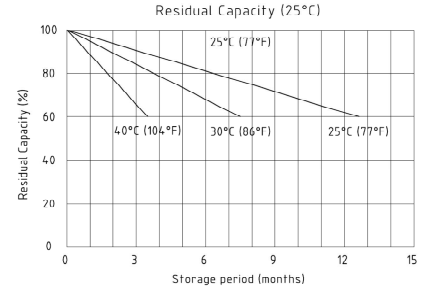
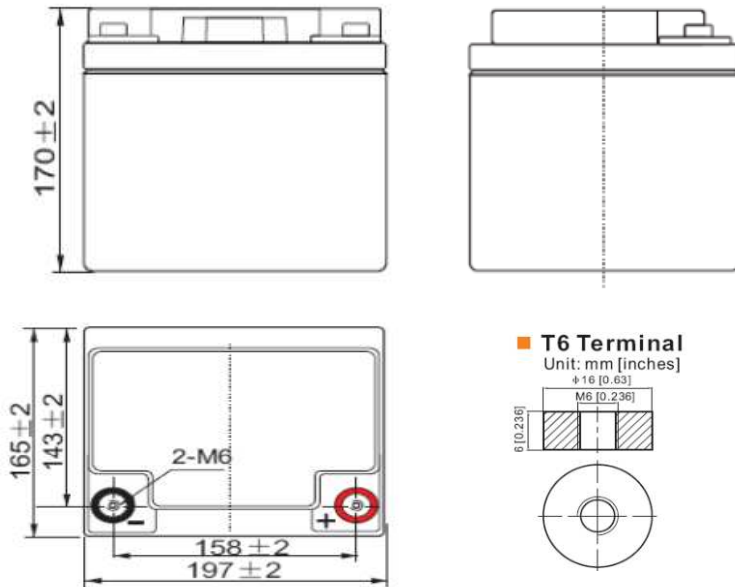
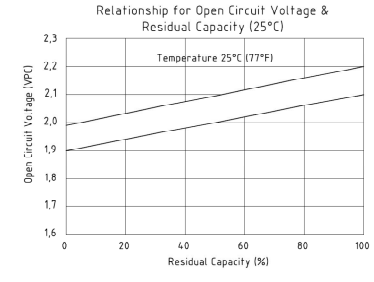




GENERAL PURPOSE BATTERIES



Specification	
Nominal Voltage	12 V
Nominal Capacity (20 Hr)	40Ah
Dimension	Length 197±2 mm (7,76 inches)
	Width 165±2 mm (6,50 inches)
	Container Height 170±2 mm (6,69 inches)
	Total Height (with terminal) 170±2 mm (6,69 inches)
Approx Weight	Approx 12,2 kg (26,9 lbs)
Terminal	T6
Container Material	ABS
Rated Capacity	40 Ah / 2A (20 hr, 1,80 V/cell, 25°C/77°F)
	38 Ah / 3,8A (10 hr, 1,80 V/cell, 25°C/77°F)
	32,8 Ah / 6,56A (5 hr, 1,75 V/cell, 25°C/77°F)
	28,62 Ah / 9,54A (3 hr, 1,75 V/cell, 25°C/77°F)
	24,3 Ah / 24,3A (1 hr, 1,60 V/cell, 25°C/77°F)
Max Discharge Current	456,0 A (5 s)
Internal Resistance	Approx 10,0 mΩ
Operating Temperat. Range	Discharge : -15÷50°C (5÷122°F)
	Charge : 0÷40°C (32÷104°F)
	Storage : -15÷40°C (5÷104°F)
Nominal Operating Temp. Range	25±3°C (77±5°F)
Cycle Use	Initial Charging Current less than 8 A Voltage 14,4÷15,0V at 25°C (77°F) Temperature Coefficient -30mV/°C
Standby Use	No limit on Initial Charging Current Voltage 13,5÷13,8 V at 25°C (77°F) Temperature Coefficient - 20mV/°C
Capacity affected by Temperature	40°C (104°F) 103% 25°C (77°F) 100% 0°C (32°F) 86%
Self Discharge	Enerpower SLC series batteries may be stored for up to 6 months at 25°C (77°F) and then a freshening charge is required. For higher temperatures the time interval will be shorter.



Constant Current Discharge (Amperes) at 25°C (77°F)

F.V / Time	10 min	15 min	20 min	30 min	45 min	1 h	2 h	3 h	4 h	5 h	6 h	8 h	10 h	20 h
1,85V / cell	53,6	46,2	40,1	31,1	23,5	19,1	11,5	8,79	7,21	6,14	5,38	4,35	3,66	1,96
1,80V / cell	62,7	52,5	45,1	34,1	25,4	20,4	12,3	9,26	7,55	6,41	5,61	4,53	3,80	2,00
1,75V / cell	68,4	57,4	48,3	36,6	27,0	21,6	12,8	9,54	7,74	6,56	5,72	4,59	3,84	2,01
1,70V / cell	73,9	61,3	51,3	38,2	28,1	22,5	13,2	9,82	7,93	6,71	5,83	4,66	3,88	2,03
1,67V / cell	76,75	63,2	52,8	39,2	28,8	23,0	13,4	9,96	8,01	6,78	5,88	4,70	3,90	2,05
1,65V / cell	79,6	65,1	54,3	40,1	29,4	23,4	13,5	10,10	8,09	6,84	5,93	4,73	3,92	2,06
1,60V / cell	85,7	69,7	57,1	42,0	30,6	24,3	14,0	10,30	8,26	6,96	6,02	4,79	3,97	2,07

Constant Power Discharge (Watts) at 25°C (77°F)

F.V / Time	10 min	15 min	20 min	30 min	45 min	1 h	2 h	3 h	4 h	5 h	6 h	8 h	10 h	20 h
1,85V / cell	110,50	95,55	83,17	64,48	48,57	39,41	23,52	17,92	14,67	12,40	10,85	8,82	7,42	3,97
1,80V / cell	130,70	109,68	94,33	71,16	52,92	42,44	25,17	18,86	15,36	12,95	11,39	9,16	7,69	4,02
1,75V / cell	144,40	121,00	102,05	76,92	56,60	45,18	26,39	19,50	15,74	13,31	11,52	9,29	7,75	4,05
1,70V / cell	157,87	130,55	109,42	81,07	59,46	47,40	27,37	20,10	16,11	13,65	11,75	9,38	7,82	4,08
1,67V / cell	165,60	136,10	111,20	83,60	61,00	48,50	27,80	20,40	16,40	13,80	11,90	9,40	7,90	4,10
1,65V / cell	171,86	140,24	116,76	85,61	62,46	49,46	28,05	20,70	16,47	13,89	11,98	9,54	7,92	4,13
1,60V / cell	185,57	150,45	123,26	89,94	64,88	51,38	28,99	21,17	16,82	14,13	12,22	9,66	7,98	4,14