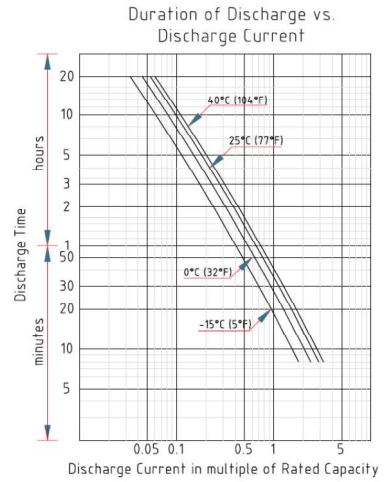
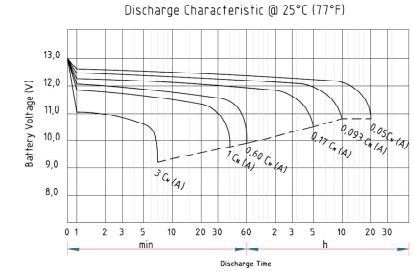
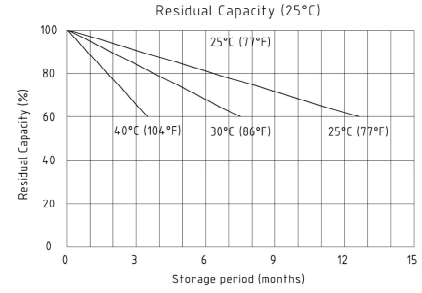
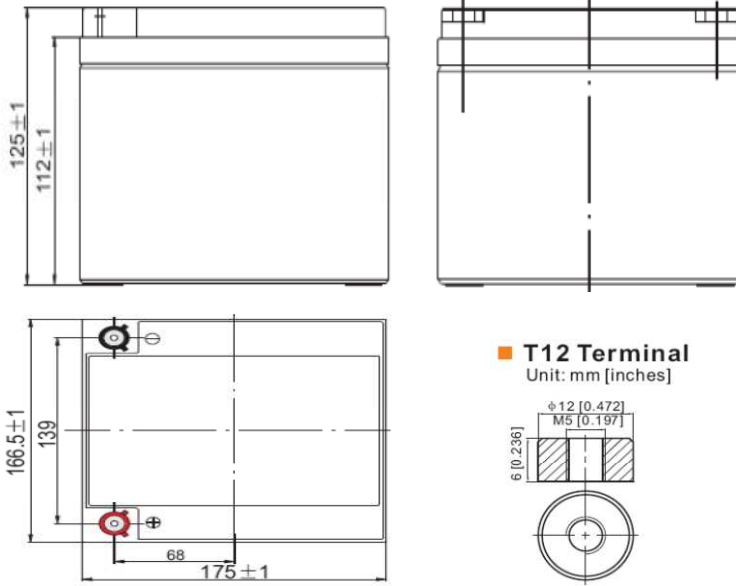
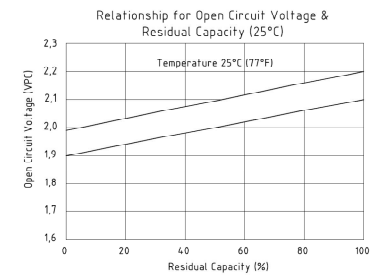




**GENERAL PURPOSE BATTERIES**



Specification	
Nominal Voltage	12 V
Nominal Capacity (20 Hr)	26 Ah
Dimension	Length 166,5±1 mm (6,56 inches)
	Width 175±1 mm (6,93 inches)
	Container Height 125±1 mm (4,92 inches)
	Total Height (with terminal) 125±1 mm (4,92 inches)
Approx Weight	Approx 8 kg (17,6 lbs)
Terminal	T12
Container Material	ABS
Rated Capacity	26 Ah / 1,3A (20 hr, 1,80 V/cell, 25°C/77°F)
	24,3 Ah / 2,43A (10 hr, 1,80 V/cell, 25°C/77°F)
	22,2 Ah / 4,44A (5 hr, 1,75 V/cell, 25°C/77°F)
	19,95 Ah / 6,65A (3 hr, 1,75 V/cell, 25°C/77°F)
	16,4 Ah / 16,4A (1 hr, 1,60 V/cell, 25°C/77°F)
Max Discharge Current	390,0 A (5 s)
Internal Resistance	Approx 14,0 mΩ
Operating Temperat. Range	Discharge : -15÷50°C (5÷122°F)
	Charge : 0÷40°C (32÷104°F)
	Storage : -15÷40°C (5÷104°F)
Nominal Operating Temp. Range	25±3°C (77±5°F)
Cycle Use	Initial Charging Current less than 5,2 A Voltage 14,4÷15,0V at 25°C (77°F) Temperature Coefficient -30mV/°C
Standby Use	No limit on Initial Charging Current Voltage 13,5÷13,8 V at 25°C (77°F) Temperature Coefficient -20mV/°C
Capacity affected by Temperature	40°C (104°F) 103% 25°C (77°F) 100% 0°C (32°F) 86%
Self Discharge	Enerpower SLC series batteries may be stored for up to 6 months at 25°C (77°F) and then a freshening charge is required. For higher temperatures the time interval will be shorter.



**Constant Current Discharge (Amperes) at 25°C (77°F)**

F.V / Time	10 min	15 min	20 min	30 min	45 min	1 h	2 h	3 h	4 h	5 h	6 h	8 h	10 h	20 h
1,85V / cell	44,8	37,0	31,3	23,5	17,3	13,9	8,41	6,27	5,04	4,24	3,66	2,87	2,38	1,28
1,80V / cell	50,1	40,3	33,7	25,0	18,2	14,5	8,74	6,48	5,19	4,35	3,75	2,94	2,43	1,30
1,75V / cell	54,5	43,1	35,6	26,3	19,0	15,1	9,00	6,65	5,31	4,44	3,82	2,99	2,46	1,33
1,70V / cell	58,4	45,5	37,4	27,4	19,7	15,6	9,23	6,79	5,41	4,52	3,88	3,03	2,50	1,34
1,67V / cell	60,2	46,6	38,2	27,9	20,0	15,9	9,33	6,86	5,46	4,55	3,91	3,05	2,51	1,35
1,65V / cell	61,9	47,7	38,9	28,3	20,3	16,1	9,43	6,92	5,50	4,58	3,93	3,07	2,52	1,35
1,60V / cell	64,9	49,6	40,2	29,1	20,8	16,4	9,60	7,02	5,57	4,64	3,97	3,10	2,55	1,36

**Constant Power Discharge (Watts) at 25°C (77°F)**

F.V / Time	10 min	15 min	20 min	30 min	45 min	1 h	2 h	3 h	4 h	5 h	6 h	8 h	10 h	20 h
1,85V / cell	92,30	76,40	64,87	48,73	35,67	28,67	17,15	12,73	10,22	8,59	7,42	5,82	4,82	2,61
1,80V / cell	104,39	84,03	70,37	52,22	37,86	30,22	17,92	13,22	10,58	8,81	7,59	5,95	4,90	2,63
1,75V / cell	115,09	90,83	75,23	55,26	39,77	31,46	18,57	13,62	10,83	9,01	7,73	6,04	4,98	2,67
1,70V / cell	124,88	96,96	79,73	58,14	41,59	32,71	19,08	13,88	10,98	9,16	7,85	6,07	5,03	2,69
1,67V / cell	129,30	99,80	80,40	59,40	42,30	33,30	19,30	14,00	11,10	9,20	7,90	6,10	5,10	2,70
1,65V / cell	133,75	102,67	83,74	60,55	43,02	33,91	19,51	14,25	11,22	9,30	7,95	6,19	5,11	2,71
1,60V / cell	140,53	107,02	86,90	62,41	44,06	34,69	19,89	14,39	11,35	9,40	8,03	6,25	5,13	2,73