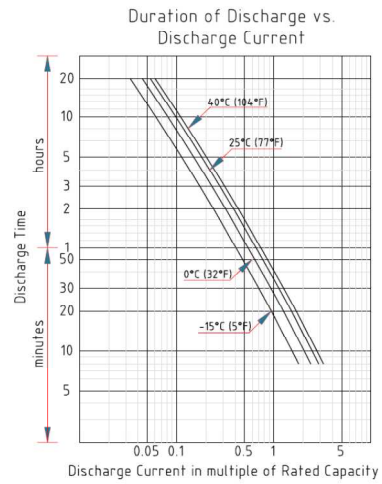
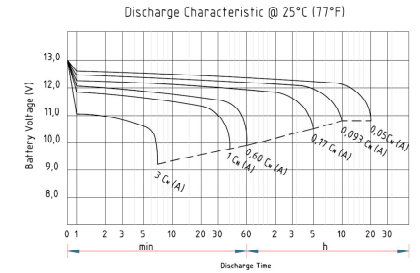
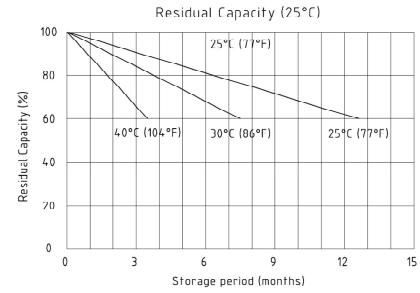
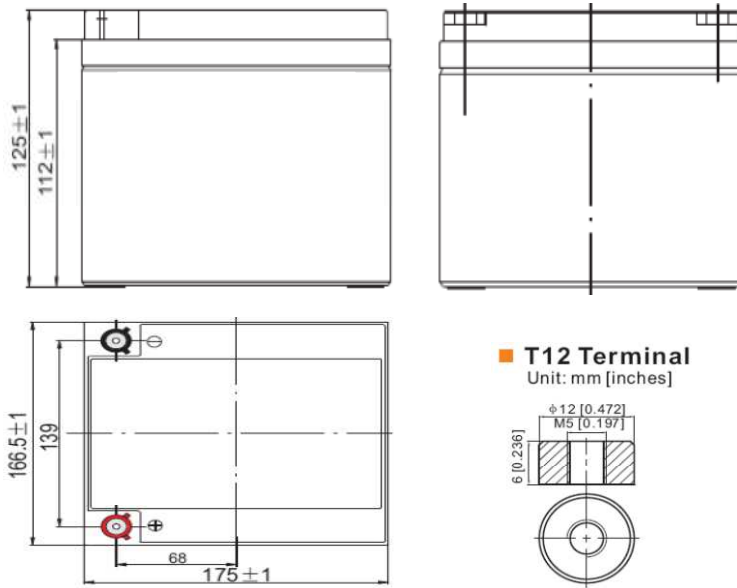
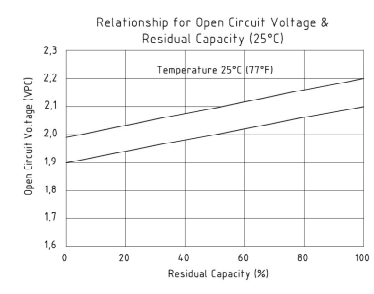




**GENERAL PURPOSE BATTERIES**



Specification	
Nominal Voltage	12 V
Nominal Capacity (20 Hr)	24 Ah
Dimension	Length 166,5±1 mm (6,56 inches)
	Width 175±1 mm (6,89 inches)
	Container Height 125±1 mm (4,92 inches)
	Total Height (with terminal) 125±1 mm (4,92 inches)
Approx Weight	Approx 7,2 kg (15,88 lbs)
Terminal	T12
Container Material	ABS
Rated Capacity	24 Ah / 1,2A (20 hr, 1,80 V/cell, 25°C/77°F)
	22,3 Ah / 2,23A (10 hr, 1,80 V/cell, 25°C/77°F)
	20,4 Ah / 4,08A (5 hr, 1,75 V/cell, 25°C/77°F)
	18,36 Ah / 6,12A (3 hr, 1,75 V/cell, 25°C/77°F)
	15,07 Ah / 15,07A (1 hr, 1,60 V/cell, 25°C/77°F)
Max Discharge Current	360,0 A (5 s)
Internal Resistance	Approx 14,0 mΩ
Operating Temperat. Range	Discharge : -15÷50°C (5÷122°F)
	Charge : 0÷40°C (32÷104°F)
	Storage : -15÷40°C (5÷104°F)
Nominal Operating Temp. Range	25±3°C (77±5°F)
Cycle Use	Initial Charging Current less than 4,8 A Voltage 14,4÷15,0V at 25°C (77°F) Temperature Coefficient -30mV/°C
Standby Use	No limit on Initial Charging Current Voltage 13,5÷13,8 V at 25°C (77°F) Temperature Coefficient -20mV/°C
Capacity affected by Temperature	40°C (104°F) 103% 25°C (77°F) 100% 0°C (32°F) 86%
Self Discharge	Enerpower SLC series batteries may be stored for up to 6 months at 25°C (77°F) and then a freshening charge is required. For higher temperatures the time interval will be shorter.



**Constant Current Discharge (Amperes) at 25°C (77°F)**

F.V / Time	10 min	15 min	20 min	30 min	45 min	1 h	2 h	3 h	4 h	5 h	6 h	8 h	10 h	20 h
1,85V / cell	35,1	29,1	25,1	19,4	14,32	12,07	7,14	5,58	4,54	3,70	3,21	2,59	2,16	1,19
1,80V / cell	44,8	35,1	29,7	22,9	16,70	13,52	7,79	6,01	4,85	3,97	3,45	2,75	2,23	1,20
1,75V / cell	49,3	38,4	32,0	23,8	17,30	14,14	8,08	6,12	4,96	4,08	3,54	2,80	2,29	1,21
1,70V / cell	53,7	41,0	33,6	24,8	18,00	14,59	8,28	6,29	5,09	4,18	3,61	2,84	2,34	1,23
1,67V / cell	55,9	42,3	34,7	25,5	18,2	14,76	8,34	6,43	5,18	4,24	3,65	2,86	2,37	1,24
1,65V / cell	58,0	43,6	35,7	26,1	18,40	14,93	8,40	6,56	5,26	4,30	3,69	2,88	2,39	1,25
1,60V / cell	62,9	46,6	38,0	27,6	19,20	15,07	8,76	6,76	5,43	4,44	3,77	2,91	2,41	1,26

**Constant Power Discharge (Watts) at 25°C (77°F)**

F.V / Time	10 min	15 min	20 min	30 min	45 min	1 h	2 h	3 h	4 h	5 h	6 h	8 h	10 h	20 h
1,85V / cell	69,79	58,10	50,41	39,11	28,85	24,29	14,28	11,10	8,99	7,32	6,35	5,13	4,29	2,35
1,80V / cell	89,80	70,33	59,58	46,01	33,72	27,27	15,54	11,89	9,59	7,85	6,80	5,43	4,42	2,37
1,75V / cell	98,99	77,13	64,39	48,00	34,95	28,70	16,17	12,18	9,81	8,06	6,98	5,53	4,54	2,39
1,70V / cell	107,64	82,46	68,17	50,35	36,61	29,82	16,67	12,54	10,10	8,27	7,13	5,61	4,64	2,44
1,67V / cell	112,60	85,70	69,60	52,00	37,30	30,10	16,90	12,80	10,10	8,40	7,20	5,70	4,70	2,46
1,65V / cell	117,13	88,51	72,92	53,23	37,56	30,46	16,97	13,10	10,40	8,50	7,29	5,72	4,74	2,47
1,60V / cell	125,51	93,89	77,36	56,06	39,02	30,68	17,56	13,45	10,73	8,77	7,44	5,75	4,78	2,48