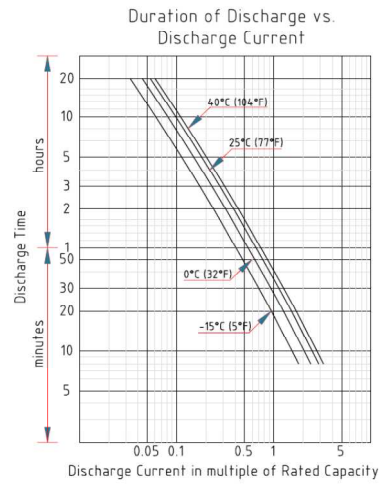
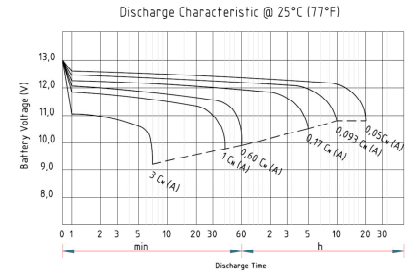
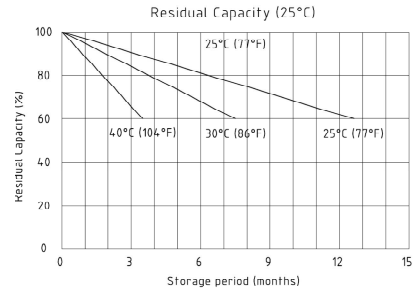
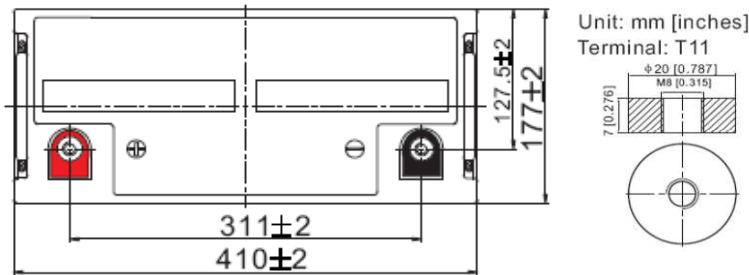
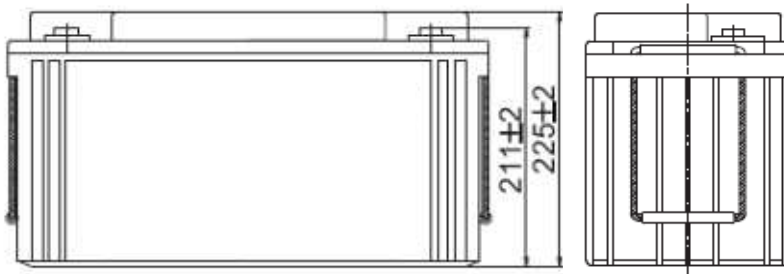
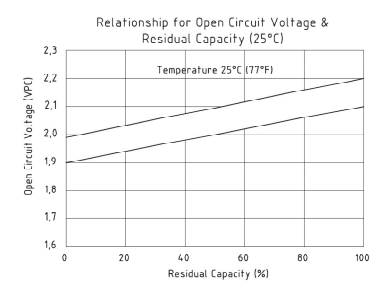




GENERAL PURPOSE BATTERIES



Specification	
Nominal Voltage	12 V
Nominal Capacity (20 Hr)	120Ah
Dimension	Length 410±2 mm (16,14 inches)
	Width 177±2 mm (6,97 inches)
	Container Height 225±2 mm (8,86 inches)
	Total Height (with terminal) 225±2 mm (8,86 inches)
Approx Weight	Approx 35,0 kg (77,2 lbs)
Terminal	T11
Container Material	ABS
Rated Capacity	124,8 Ah / 6,24A (20 hr, 1,80 V/cell, 25°C/77°F)
	120 Ah / 12A (10 hr, 1,80 V/cell, 25°C/77°F)
	104,5 Ah / 20,9A (5 hr, 1,75 V/cell, 25°C/77°F)
	92,1 Ah / 30,7A (3 hr, 1,75 V/cell, 25°C/77°F)
	78,1 Ah / 78,1A (1 hr, 1,60 V/cell, 25°C/77°F)
Max Discharge Current	1.300,0 A (5 s)
Internal Resistance	Approx 4,0 mΩ
Operating Temperat. Range	Discharge : -15÷50°C (5÷122°F)
	Charge : 0÷40°C (32÷104°F)
	Storage : -15÷40°C (5÷104°F)
Nominal Operating Temp. Range	25±3°C (77±5°F)
Cycle Use	Initial Charging Current less than 24 A Voltage 14,4÷15,0V at 25°C (77°F) Temperature Coefficient -30mV/°C
Standby Use	No limit on Initial Charging Current Voltage 13,5÷13,8 V at 25°C (77°F) Temperature Coefficient -20mV/°C
Capacity affected by Temperature	40°C (104°F) 103% 25°C (77°F) 100% 0°C (32°F) 86%
Self Discharge	Enerpower SLC series batteries may be stored for up to 6 months at 25°C (77°F) and then a freshening charge is required. For higher temperatures the time interval will be shorter.



Constant Current Discharge (Amperes) at 25°C (77°F)

F.V / Time	10 min	15 min	20 min	30 min	45 min	1 h	2 h	3 h	4 h	5 h	6 h	8 h	10 h	20 h
1,85V / cell	193,7	163,7	140,4	104,2	75,8	60,1	36,5	28,0	23,0	19,5	17,0	13,7	11,5	6,15
1,80V / cell	216,0	181,0	151,9	111,1	81,0	64,4	39,3	30,0	24,3	20,5	17,8	14,3	12,0	6,24
1,75V / cell	236,9	194,4	161,6	117,6	85,3	68,0	40,8	30,7	24,8	20,9	18,1	14,5	12,1	6,35
1,70V / cell	257,8	209,3	172,1	123,6	89,6	71,5	42,4	31,7	25,4	21,3	18,4	14,7	12,2	6,41
1,67V / cell	268,2	216,0	177,0	126,9	91,8	73,2	43,0	32,1	25,8	21,5	18,6	14,8	12,3	6,44
1,65V / cell	278,6	222,7	181,8	130,1	93,9	74,9	43,6	32,5	26,1	21,7	18,8	14,9	12,4	6,47
1,60V / cell	305,3	236,6	191,9	137,3	98,2	78,1	45,2	33,3	26,6	22,2	19,1	15,1	12,5	6,54

Constant Power Discharge (Watts) at 25°C (77°F)

F.V / Time	10 min	15 min	20 min	30 min	45 min	1 h	2 h	3 h	4 h	5 h	6 h	8 h	10 h	20 h
1,85V / cell	385,35	326,78	281,51	209,81	152,94	120,93	72,92	55,68	45,64	38,61	33,57	27,07	22,83	12,20
1,80V / cell	432,35	362,08	304,58	223,23	163,74	130,15	78,63	59,66	48,10	40,38	35,18	28,23	23,77	12,30
1,75V / cell	475,92	390,62	325,54	237,17	172,70	138,08	81,77	61,09	49,16	41,35	35,76	28,60	24,01	12,51
1,70V / cell	516,53	421,54	349,39	250,99	182,59	146,07	85,24	63,30	50,48	42,19	36,37	29,05	24,24	12,71
1,67V / cell	542,00	437,10	351,70	258,90	187,50	149,80	86,80	64,20	51,00	42,60	36,80	29,20	24,40	12,76
1,65V / cell	563,22	452,57	371,23	264,83	191,32	152,82	87,63	64,90	51,68	43,01	37,06	29,50	24,58	12,81
1,60V / cell	608,67	477,04	390,67	278,96	199,69	159,24	90,78	66,33	52,84	43,72	37,68	29,87	24,82	12,91