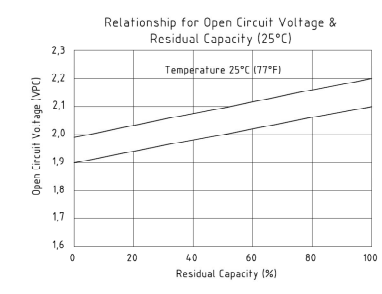
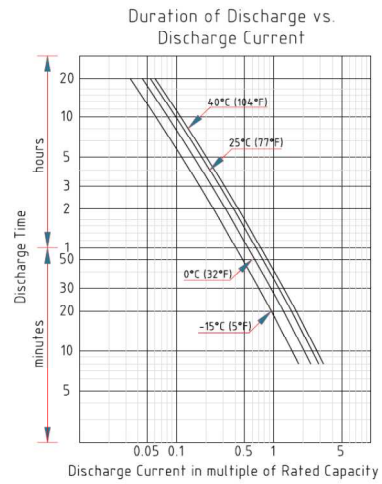
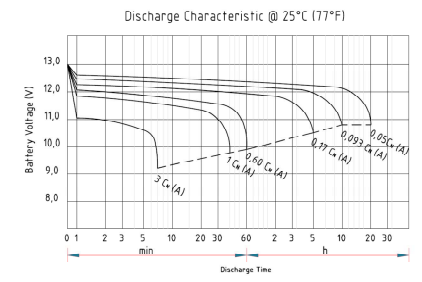
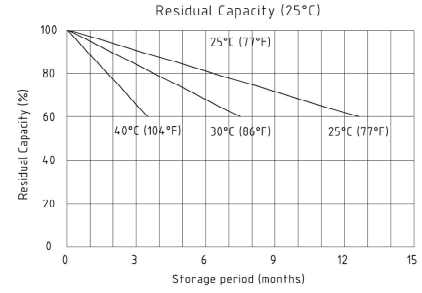
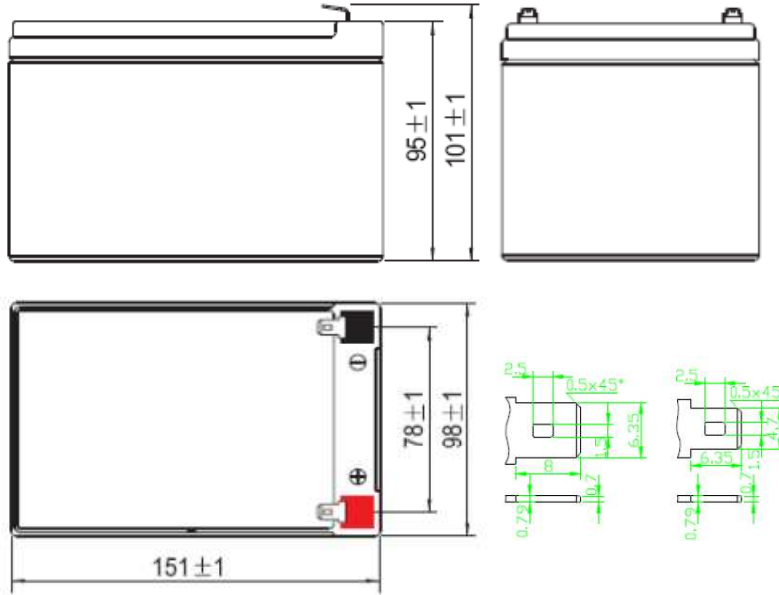




GENERAL PURPOSE BATTERIES



Specification	
Nominal Voltage	12 V
Nominal Capacity (20 Hr)	12 Ah
Dimension	Length 151±1 mm (5,95 inches)
	Width 98±1 mm (3,86 inches)
	Container Height 95±1 mm (3,74 inches)
	Total Height (with terminal) 101±1 mm (3,98 inches)
Approx Weight	Approx 3,56 kg (7,85 lbs)
Terminal	T2
Container Material	ABS
Rated Capacity	12 Ah / 0,6A (20 hr, 1,80 V/cell, 25°C/77°F)
	11,2 Ah / 1,12A (10 hr, 1,80 V/cell, 25°C/77°F)
	10,2 Ah / 2,04A (5 hr, 1,75 V/cell, 25°C/77°F)
	9,18 Ah / 3,06A (3 hr, 1,75 V/cell, 25°C/77°F)
	7,54 Ah / 7,54A (1 hr, 1,60 V/cell, 25°C/77°F)
Max Discharge Current	180,0 A (5 s)
Internal Resistance	Approx 17,0 mΩ
Operating Temperat. Range	Discharge : -15÷50°C (5÷122°F)
	Charge : 0÷40°C (32÷104°F)
	Storage : -15÷40°C (5÷104°F)
Nominal Operating Temp. Range	25±3°C (77±5°F)
Cycle Use	Initial Charging Current less than 2,4 A Voltage
	14,4÷15,0V at 25°C (77°F) Temperature Coefficient -30mV/°C
Standby Use	No limit on Initial Charging Current Voltage
	13,5÷13,8 V at 25°C (77°F) Temperature Coefficient - 20mV/°C
Capacity affected by Temperature	40°C (104°F) 103%
	25°C (77°F) 100%
	0°C (32°F) 86%
Self Discharge	Enerpower SLC series batteries may be stored for up to 6 months at 25°C (77°F) and then a freshening charge is required.
	For higher temperatures the time interval will be shorter.

Constant Current Discharge (Amperes) at 25°C (77°F)

F.V / Time	10 min	15 min	20 min	30 min	45 min	1 h	2 h	3 h	4 h	5 h	6 h	8 h	10 h	20 h
1,85V / cell	17,5	14,5	12,6	9,72	7,16	6,03	3,57	2,79	2,27	1,85	1,61	1,30	1,08	0,594
1,80V / cell	22,4	17,6	14,9	11,50	8,33	6,76	3,90	3,00	2,42	1,99	1,72	1,37	1,12	0,600
1,75V / cell	24,6	19,2	16,0	11,90	8,64	7,07	4,04	3,06	2,48	2,04	1,77	1,40	1,15	0,606
1,70V / cell	26,9	20,5	16,8	12,40	8,99	7,29	4,14	3,15	2,54	2,09	1,81	1,42	1,17	0,617
1,67V / cell	28,0	21,2	17,3	12,75	9,10	7,38	4,17	3,22	2,59	2,12	1,83	1,43	1,18	0,621
1,65V / cell	29,0	21,8	17,8	13,10	9,21	7,46	4,20	3,28	2,63	2,15	1,85	1,44	1,19	0,625
1,60V / cell	31,5	23,3	19,0	13,80	9,60	7,54	4,38	3,38	2,71	2,22	1,89	1,45	1,21	0,629

Constant Power Discharge (Watts) at 25°C (77°F)

F.V / Time	10 min	15 min	20 min	30 min	45 min	1 h	2 h	3 h	4 h	5 h	6 h	8 h	10 h	20 h
1,85V / cell	34,89	29,00	25,20	19,55	14,48	12,09	7,12	5,54	4,49	3,66	3,18	2,57	2,14	1,18
1,80V / cell	44,85	35,11	29,79	23,01	16,86	13,69	7,78	5,97	4,79	3,93	3,40	2,72	2,22	1,19
1,75V / cell	49,55	38,56	32,19	24,05	17,47	14,35	8,09	6,10	4,91	4,03	3,50	2,77	2,27	1,20
1,70V / cell	53,76	41,23	34,14	25,12	18,30	14,91	8,33	6,28	5,05	4,14	3,57	2,80	2,32	1,22
1,67V / cell	56,26	42,85	34,80	25,96	18,65	15,05	8,46	6,41	5,06	4,21	3,61	2,83	2,34	1,22
1,65V / cell	58,56	44,20	36,40	26,62	18,78	15,23	8,48	6,54	5,22	4,25	3,65	2,85	2,37	1,23
1,60V / cell	62,76	47,00	38,74	28,09	19,51	15,39	8,79	6,73	5,38	4,38	3,72	2,88	2,39	1,24