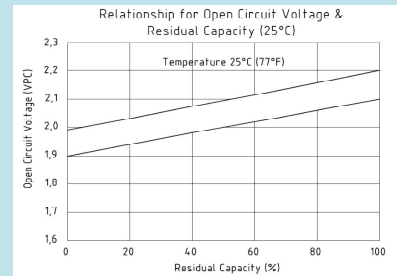
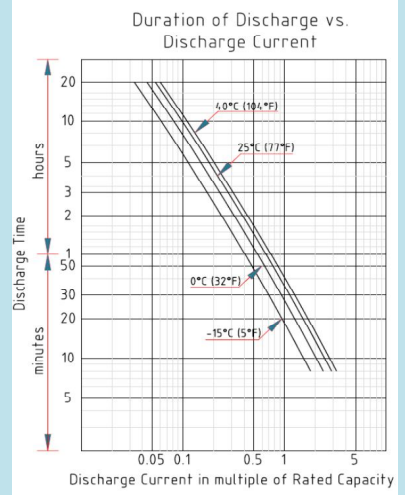
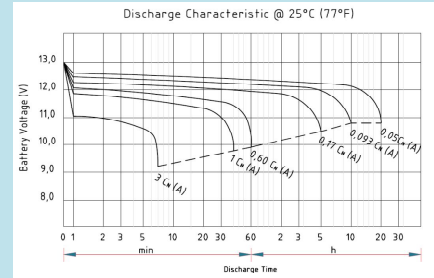
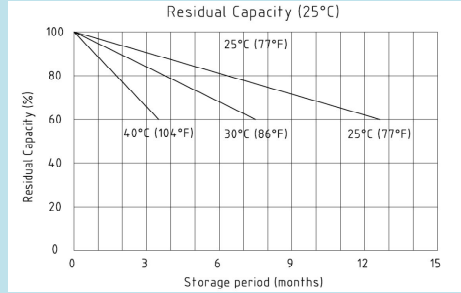
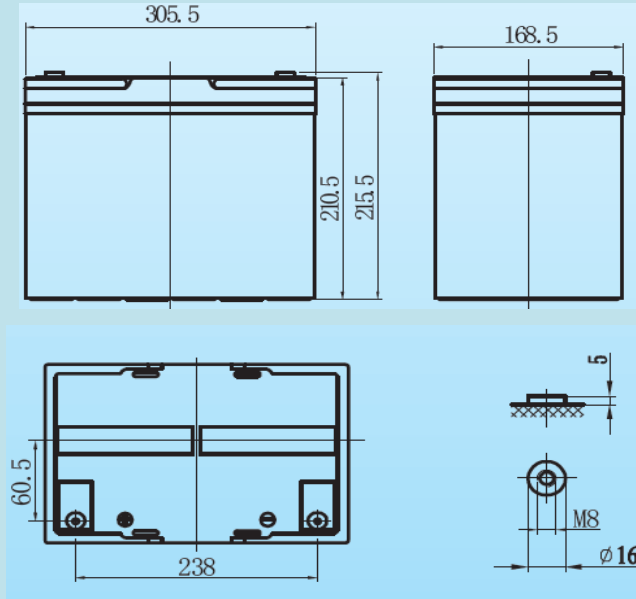




GENERAL PURPOSE BATTERIES



Specification		Long Life - 10 ÷ 12 Years of expected lifetime (eurobat)
Nominal Voltage		12 V
Nominal Capacity (20 Hr)		100Ah
Dimension	Length	306±3 mm
	Width	169±2 mm
	Container Height	216±2 mm
	Total Height (with terminal)	211±2 mm
Approx Weight		Approx 28,0 kg (61,7 lbs)
Terminal		T11 (M8)
Container Material		ABS
Rated Capacity	100 Ah / 5A	(20 hr, 1,80 V/cell, 25°C/77°F)
	96 Ah / 9,6A	(10 hr, 1,80 V/cell, 25°C/77°F)
	82,5 Ah / 16,5A	(5 hr, 1,75 V/cell, 25°C/77°F)
	73,2 Ah / 24,4A	(3 hr, 1,75 V/cell, 25°C/77°F)
	60 Ah / 60A	(1 hr, 1,60 V/cell, 25°C/77°F)
Max Discharge Current		900 A (5 s)
Internal Resistance		Approx 5,7 mΩ
Operating Temperat. Range	Discharge	: -15÷50°C (5÷122°F)
	Charge	: 0÷40°C (32÷104°F)
	Storage	: -15÷40°C (5÷104°F)
Nominal Operating Temp. Range		25±3°C (77±5°F)
Cycle Use		Initial Charging Current less than 2 A Voltage 14,4-15,0V at 25°C (77°F) Temperature Coefficient -30mV/°C
Standby Use		No limit on Initial Charging Current Voltage 13,5-13,8 V at 25°C (77°F) Temperature Coefficient -20mV/°C
Capacity affected by Temperature		40°C (104°F) 103% 25°C (77°F) 100% 0°C (32°F) 86%
Self Discharge		Enerpower SLC series batteries may be stored for up to 6 months at 25°C (77°F) and then a freshening charge is required. For higher temperatures the time interval will be shorter.

Constant Current Discharge (Amperes) at 25°C (77°F)

F.V / Time	10 min	15 min	20 min	30 min	45 min	1 h	2 h	3 h	4 h	5 h	6 h	8 h	10 h	20 h
1,85V / cell	141,3	119,7	101,6	78,5	58,8	47,7	29,2	22,5	18,3	15,3	13,4	10,88	9,21	4,98
1,80V / cell	167,4	137,6	114,2	87,5	65,0	51,7	31,3	23,8	19,4	16,2	14,1	11,36	9,60	5,00
1,75V / cell	183,7	149,0	122,1	91,5	67,6	53,9	32,5	24,4	19,9	16,5	14,5	11,57	9,74	5,11
1,70V / cell	200,1	159,8	129,3	96,0	70,5	55,9	33,6	25,1	20,4	16,9	14,8	11,77	9,84	5,18
1,67V / cell	208,1	164,9	133,1	98,5	71,7	56,9	34,0	25,5	20,7	17,1	14,9	11,84	9,91	5,21
1,65V / cell	216,1	170,0	136,9	101,1	73,0	58,0	34,5	25,9	21,0	17,3	15,1	11,92	9,98	5,24
1,60V / cell	235,8	181,1	145,1	106,5	76,0	60,0	35,7	26,8	21,6	17,8	15,4	12,07	10,14	5,29

Constant Power Discharge (Watts) at 25°C (77°F)

F.V / Time	10 min	15 min	20 min	30 min	45 min	1 h	2 h	3 h	4 h	5 h	6 h	8 h	10 h	20 h
1,85V / cell	267,6	230,9	199,6	158,0	121,0	101,0	61,2	44,4	36,2	30,1	26,3	21,31	17,98	9,67
1,80V / cell	319,1	266,1	224,4	175,7	134,0	110,0	65,8	47,3	38,3	31,9	27,8	22,35	18,86	9,78
1,75V / cell	351,5	289,2	241,2	184,4	139,7	115,1	68,5	48,7	39,3	32,8	28,4	22,71	18,99	9,89
1,70V / cell	381,8	310,9	257,3	194,8	146,6	120,0	71,0	50,0	40,3	33,5	29,0	22,89	19,22	10,04
1,67V / cell	400,1	322,7	265,2	201,0	149,8	122,5	72,2	51,0	40,5	33,9	29,3	23,20	19,40	10,08
1,65V / cell	416,0	333,6	274,1	205,7	151,5	124,7	73,0	51,7	41,6	34,2	29,5	23,44	19,50	10,14
1,60V / cell	447,7	352,7	289,6	216,4	157,6	128,7	75,3	53,2	42,7	35,0	30,1	23,59	19,73	10,21